



# LATVENERGO CONSOLIDATED UNAUDITED CONDENSED INTERIM FINANCIAL STATEMENTS

FOR THE FIRST 3 MONTHS  
OF 2026

29.05.2026, Riga

# Disclaimer

This presentation and any materials distributed or made available in connection herewith (collectively, the "presentation") have been prepared by Latvenergo AS (the "Company") solely for your use and benefit for information purposes only. By accessing, downloading, reading or otherwise making available to yourself any content of the presentation, in whole or in part, you hereby agree to be bound by the following limitations and accept the terms and conditions as set out below.

You are only authorized to view, print and retain a copy of the presentation solely for your own use. No information contained in the presentation may be copied, photocopied, duplicated, reproduced, passed on, redistributed, published, exhibited or the contents otherwise divulged, released or disseminated, directly or indirectly, in whole or in part, in any form by any means and for any purpose to any other person than your directors, officers, employees or those persons retained to advise you, who agree to be bound by the limitations set out herein.

The presentation does not constitute or form part of, and should not be construed as, an offer, solicitation or invitation to subscribe for, underwrite or otherwise acquire, any securities of the Company or any member of its group nor should it or any part of it form the basis of, or be relied on in connection with, any contract to purchase or subscribe for any securities of the Company or any member of its group, nor shall it or any part of it form the basis of or be relied on in connection with any contract or commitment whatsoever. Any person considering the purchase of any securities of the Company must inform himself or herself independently before taking any investment decision. The presentation has been provided to you solely for your information and background and is subject to amendment. Further, the information in this presentation has been compiled based on information from a number of sources and reflects prevailing conditions as of its date, which are subject to change.

The information contained in this presentation has not been independently verified. The following consolidated financial statements are unaudited and no auditor has opined that these unaudited financial statements present fairly, in all material respects, the financial position and the results of operations of the Company for the period reported in accordance with generally accepted accounting principles. Therefore, once audited by an independent auditor, the audited financial statements of the Company may differ from the unaudited financial statements presented. However, the Company has prepared the unaudited financial statements on the same basis as its audited financial statements, and in the opinion of the Company's management, the unaudited financial statements include all adjustments that the Company considers necessary for a fair presentation of its financial position and results of operations for the period presented.

Information about the financial indicators and coefficients used by the Latvenergo Group is available in Latvenergo Group's consolidated and Latvenergo AS Unaudited Condensed Interim Financial statements, see the section "Formulas".

The information in this presentation is subject to verification, completion and change without notice and the Company is not under any obligation to update or keep current the information contained herein. Accordingly, no representation or warranty, express or implied, is made or given by or on behalf of the Company or any of its respective members, directors, officers or employees or any other person as to the accuracy, completeness or fairness of the information or opinions contained in this presentation, and any reliance you place on such information or opinions will be at your sole risk. Neither the Company nor any of its respective members, directors, officers or employees nor any other person accepts any liability whatsoever for any loss howsoever arising from any use of this presentation or its contents or otherwise arising in connection therewith.

This presentation includes "forward-looking statements," which include all statements other than statements of historical facts, including, without limitation, any statements preceded by, followed by or that include the words "targets," "believes," "expects," "aims," "intends," "will," "may," "anticipates," "would," "plans," "could" or similar expressions or the negative thereof. Such forward-looking statements involve known and unknown risks, uncertainties and other important factors beyond the Company's control that could cause the actual results, performance or achievements of the Company to be materially different from future results, performance or achievements expressed or implied by such forward-looking statements. Such forward-looking statements are based on numerous assumptions regarding the Company's present and future business strategies and the environment in which the Company will operate in the future. By their nature, forward-looking statements involve risks and uncertainties because they relate to events and depend on circumstances that may or may not occur in the future. Accordingly, any reliance you place on such forward-looking statements will be at your sole risk. These forward-looking statements speak only as at the date as of which they are made. Past performance of the Company cannot be relied on as a guide to future performance. No statement in this presentation is intended to be a profit forecast.

This presentation is not directed to, or intended for distribution to or use by, any person or entity that is a citizen or resident or located in any locality, state, country or other jurisdiction where such distribution, publication, availability or use would be contrary to law or regulation or which would require any registration or licensing within such jurisdiction.

# Facts and events in 3M 2026

## Colder weather increased Baltic electricity prices.

Electricity spot prices in the Baltics were on average 14% higher, reaching 123-130 EUR/MWh. Meanwhile, the average price of natural gas at the TTF (front month) reached 31 EUR/MWh, which is 35% lower than a year earlier. The price of CO<sub>2</sub> emission allowances (EUA DEC futures) increased by 3%, reaching 78 EUR/t.

## Latvenergo Group produced 1/3 of the total electricity generated in the Baltics.

Electricity output at Latvenergo Group's plants reached 2,068 GWh, which is 25% more than in the respective period a year ago. As installed capacity increased, solar and wind generation nearly 15-fold, reaching 173 GWh. Due to colder weather, the amount of electricity generated at the Latvenergo AS combined heat and power plants (CHPPs) increased by 39%, reaching 1,115 GWh. Generation at the Daugava hydropower plants (HPPs) decreased by 7%, reaching 773 GWh. Higher demand increased heat generation to 1,028 GWh, up 40% year-on-year.

## Investments increased by 12%.

The total amount of investment increased by 12%, reaching EUR 153 million. More than 2/3 of it or EUR 105 million were allocated to new wind and solar generation capacities.

## Gundars Ruža stepped down from the Supervisory Board and Audit Committee of Latvenergo AS.

On 25 April 2026, Gundars Ruža stepped down from the Supervisory Board and Audit Committee of Latvenergo AS. Until a new member is appointed, the Supervisory Board will continue operating with four members.

## Agreements signed with advisors for the acquisition of Tet and LMT shares.

Contracts are signed with advisors for the acquisition of Telia Company AB stakes in Tet and LMT; the advisors begin work.

## Latvenergo's trade brand Elektrum renews its visual identity.

Latvenergo's trading brand Elektrum has refreshed its visual identity, unifying its operations across all Baltic countries under a single, recognisable symbol: amber.

# 3M 2026 results I

## Overview

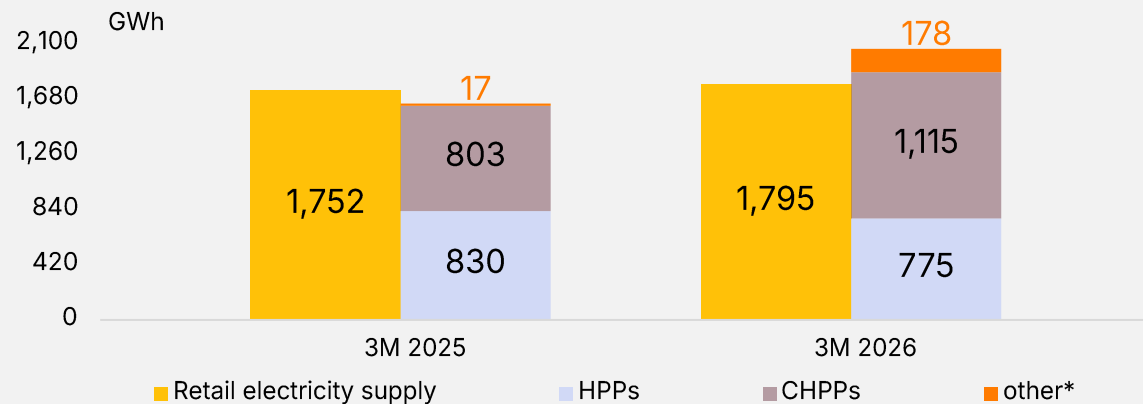
### Financial Figures

MEUR	3M 2026	3M 2025	Δ, %
Revenue	638.0	516.2	+24%
EBITDA	162.1	145.0	+12%
Profit	104.7	94.9	+10%
Assets	5,124.8	4,567.3	+12%
Net debt	1,112.1	499.6	+123%
Investments	153.3	136.7	+12%

### Financial objectives 2026

	Target 2026	Actual 3M 2026
ROE excluding distribution	> 7%	10.5%
Adjusted FFO / Net debt ratio	> 25%	48%
Moody's credit rating	≥ Baa3	Baa2

### Electricity generation and trade



\* Solar and wind, Liepaja plants

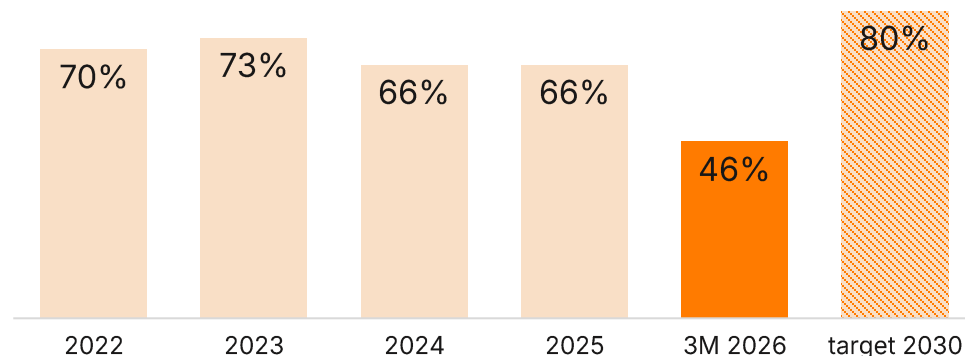
# 3M 2026 results II

## Overview

### Non-financial objectives 2026

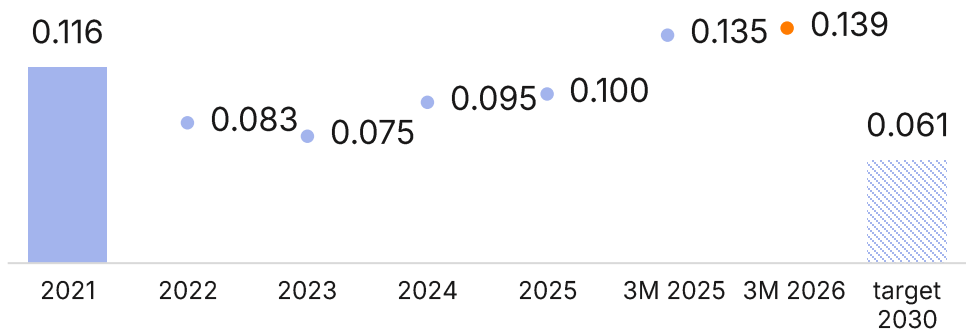
	Target 2026	Actual 3M 2026
Installed new RES capacity	600 MW	828 MW (1,144 MW)*
SAIFI (number)**	1.92	0.29
SAIDI (minutes)**	164	20
Electricity customers	855 thsd.	919 thsd.
Public EV charging ports***	1,200	1,241

### Target 2030: Share of electricity produced from RES: at least 80%

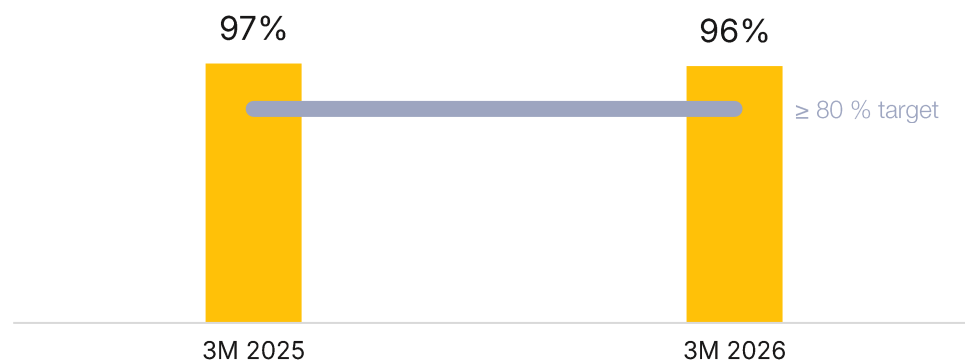


### Target 2030: Reducing Scope 1 GHG emissions by 47% compared to 2021

Electricity production- specific emissions, t CO<sub>2</sub>/MWh



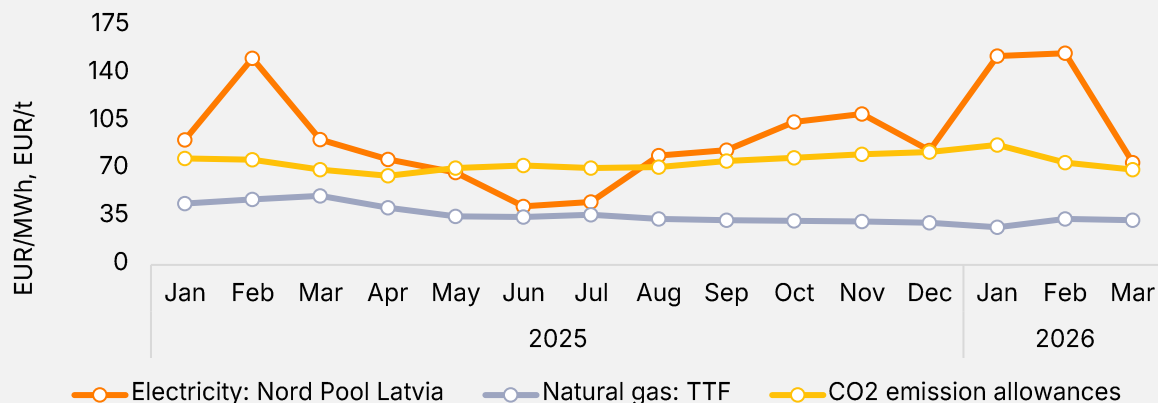
### Target, annually: Investments in activities aligned with the EU Taxonomy: at least 80%



\* Installed new RES capacities + projects under construction  
 \*\* Excluding mass damage caused by storms and other forces of nature  
 \*\*\* Installed or acquired charging ports

# Colder weather increased Baltic electricity prices

## Energy resource prices



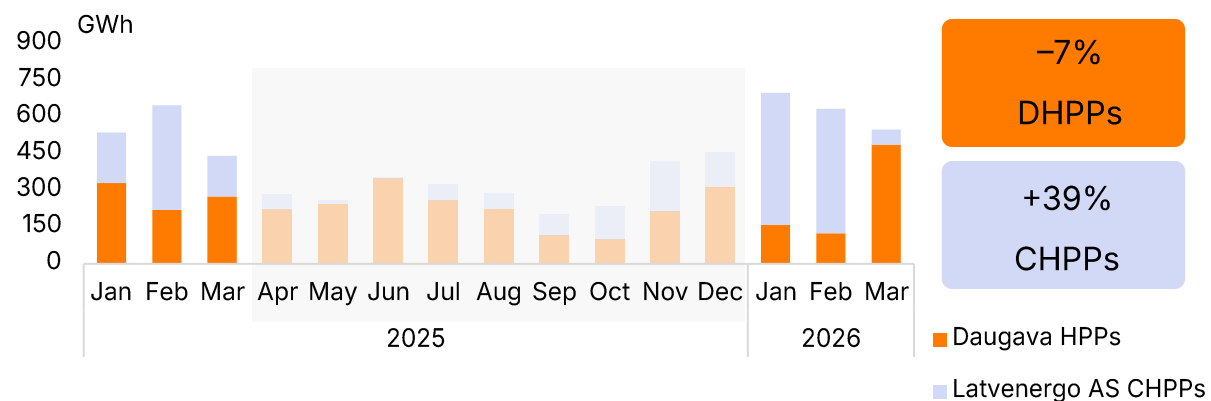
- The electricity consumption in the Baltic states increased by 13% (+1 TWh)
- The price of natural gas at TTF virtual trading point (front month) decreased by 35%, reaching 31 EUR/MWh
- The average price of CO<sub>2</sub> emission allowances (EUA DEC futures) increased by 3%, reaching 78 EUR/t

**Inflow in the Daugava River is 11% below the long-term average level**

## Average electricity price in Nord Pool regions (monthly), EUR/MWh

Region	3M 2026	3M 2025	Δ, %
System price	90.5	46.0	+97%
Latvia	128.0	111.9	+14%
Lithuania	130.0	111.3	+17%
Estonia	123.5	111.4	+11%

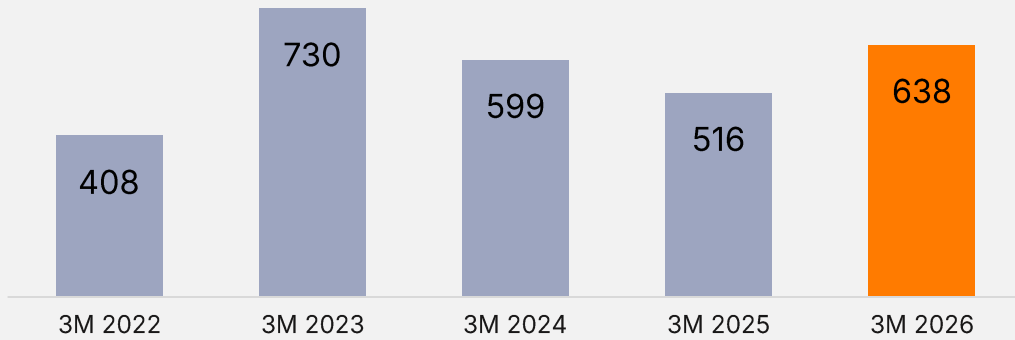
## Electricity generation at the Daugava HPPs and Latvenergo AS CHPPs



# Key financial figures

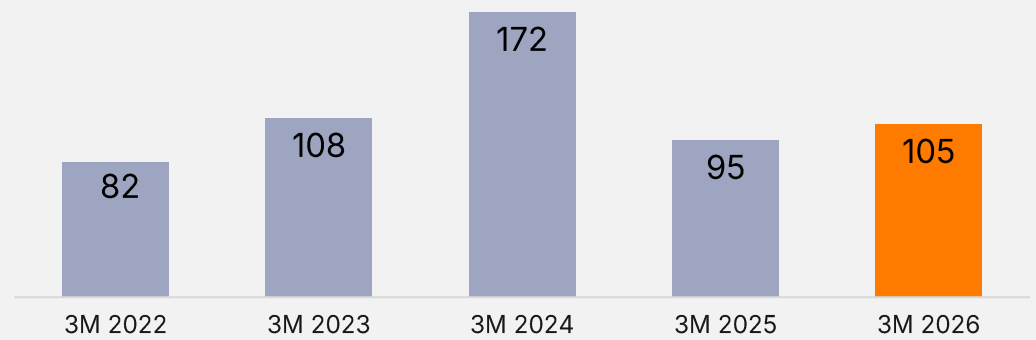
## Revenue

MEUR



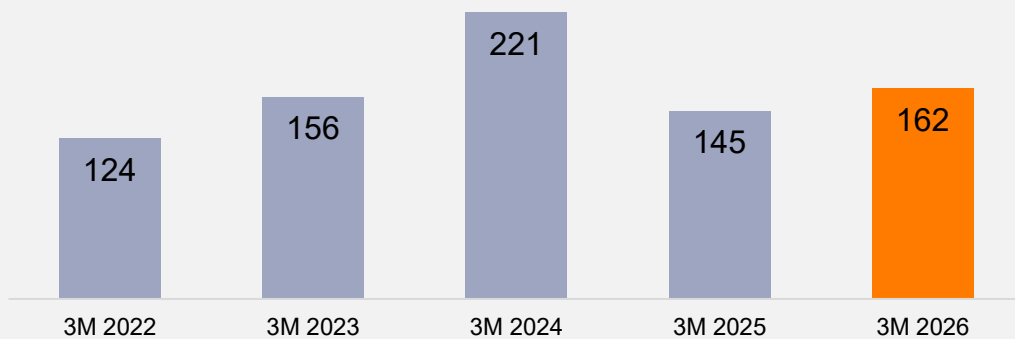
## Net profit

MEUR



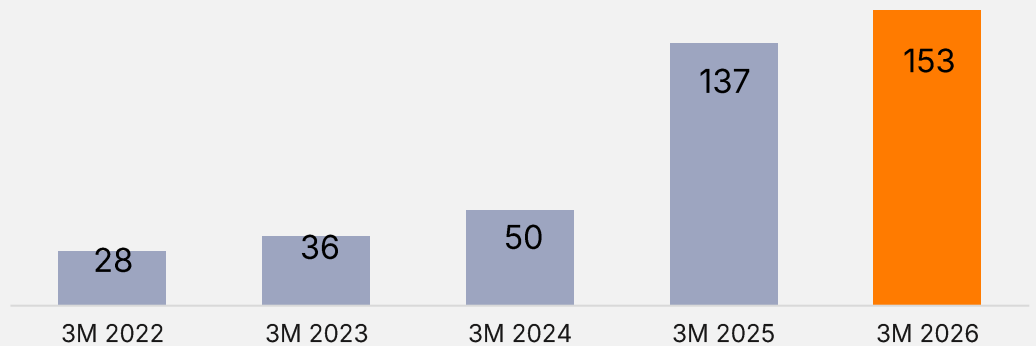
## EBITDA

MEUR



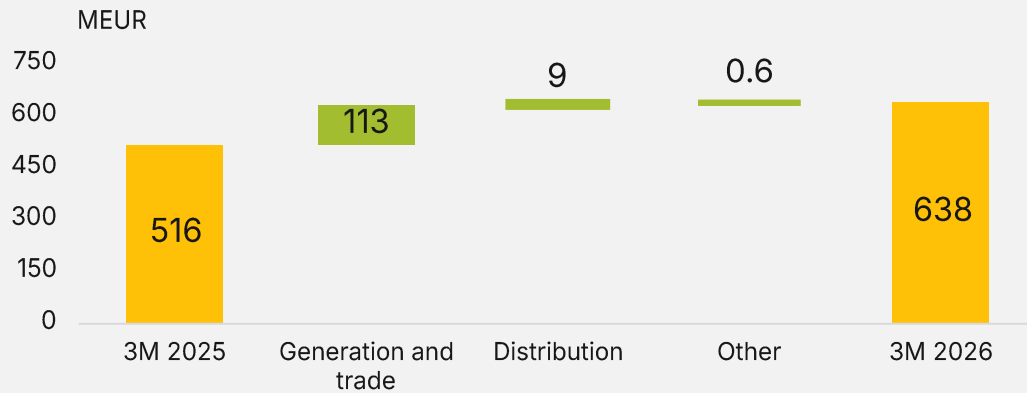
## Investments

MEUR

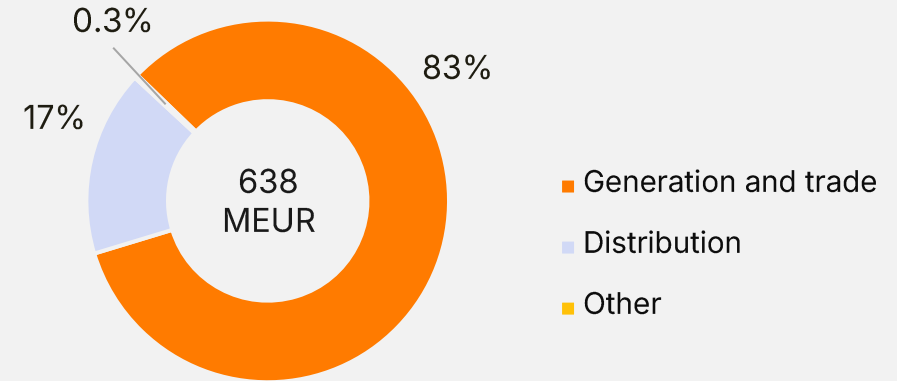


# Results by Segment

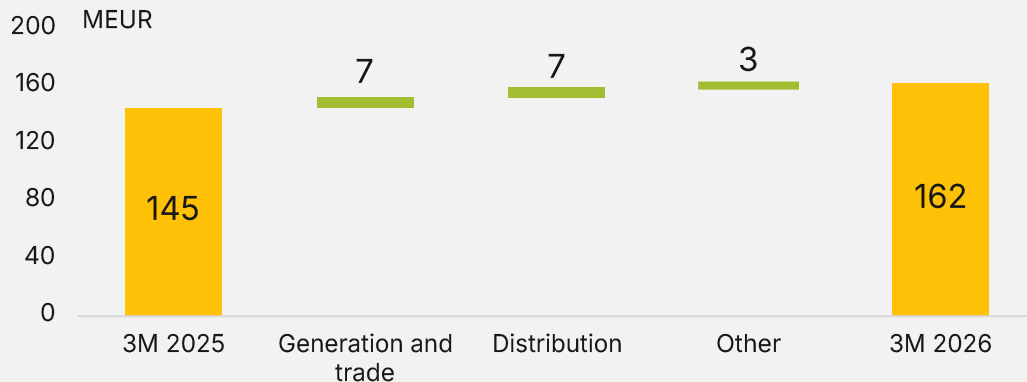
### Revenue dynamics by segment



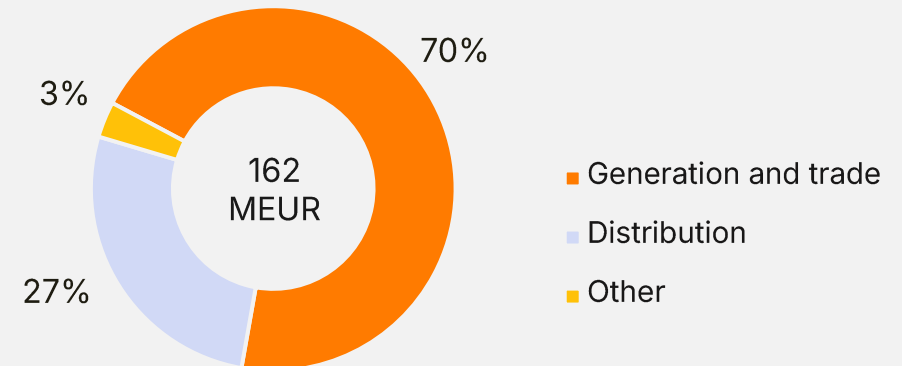
### Revenue weight by segment



### EBITDA dynamics by segment

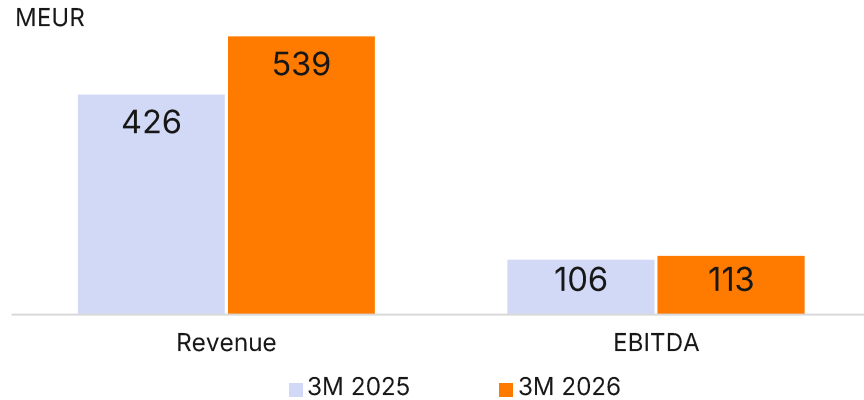


### EBITDA weight by segment



# Generation and trade

## Revenue and EBITDA

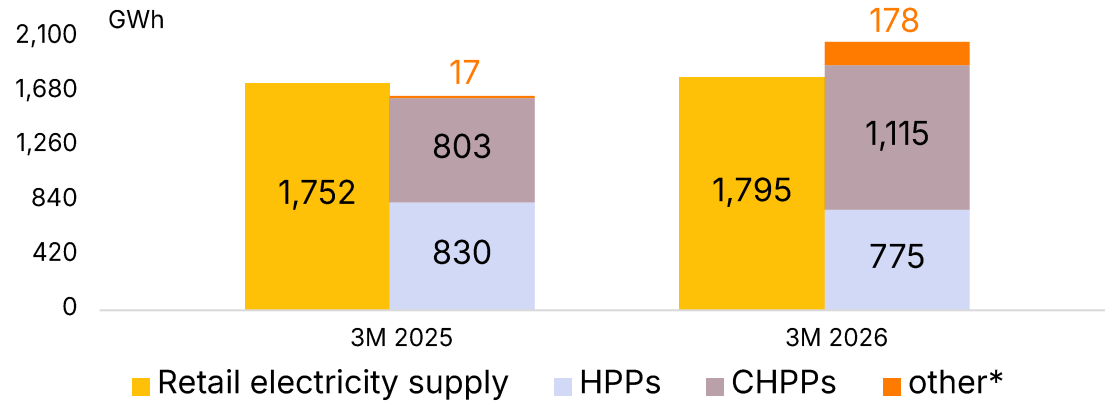


- The segment's revenue was positively impacted by:
  - higher natural gas sales (+3.5x)
  - higher electricity sales (+10%)
  - and higher heat sales (+40%)
- The segment's EBITDA was positively impacted by:
  - higher output from SPPs and WPPs (+15x)
  - higher electricity output from Latvenergo AS CHPPs (+39%)
- Latvenergo Group operates in all energy trade segments in Latvia, Lithuania and Estonia

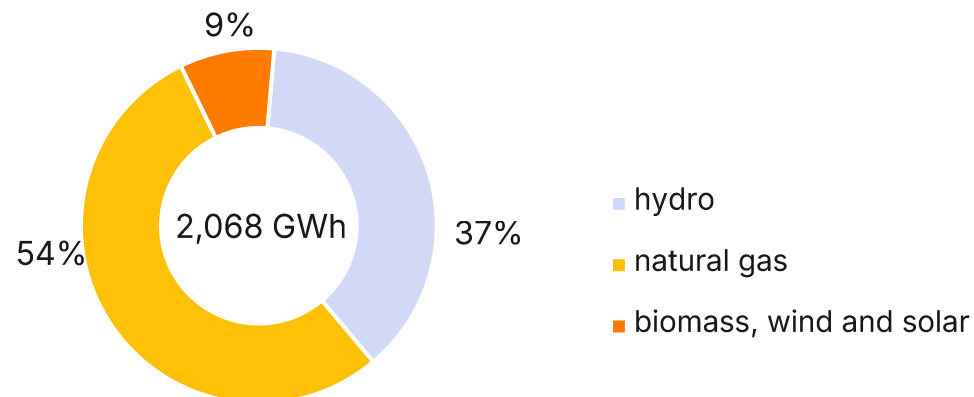


# Generation

## 2,068 GWh of electricity generated



## 46% of the electricity was generated from RES



Latvenergo Group produced 1/3 of the total electricity generated in the Baltics

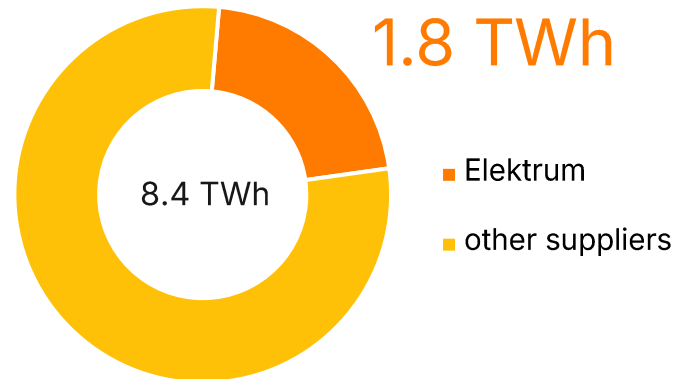
- 15x higher output from SPPs and WPPs: 173 GWh
- 39% higher electricity output from Latvenergo AS CHPPs, generation at the Daugava HPPs decreased by 7%
- 1,028 GWh of thermal energy generated (+40%)
- Electricity generated at Latvenergo Group corresponds to 115% of the electricity sold at retail

\* Solar and wind, Liepaja plants

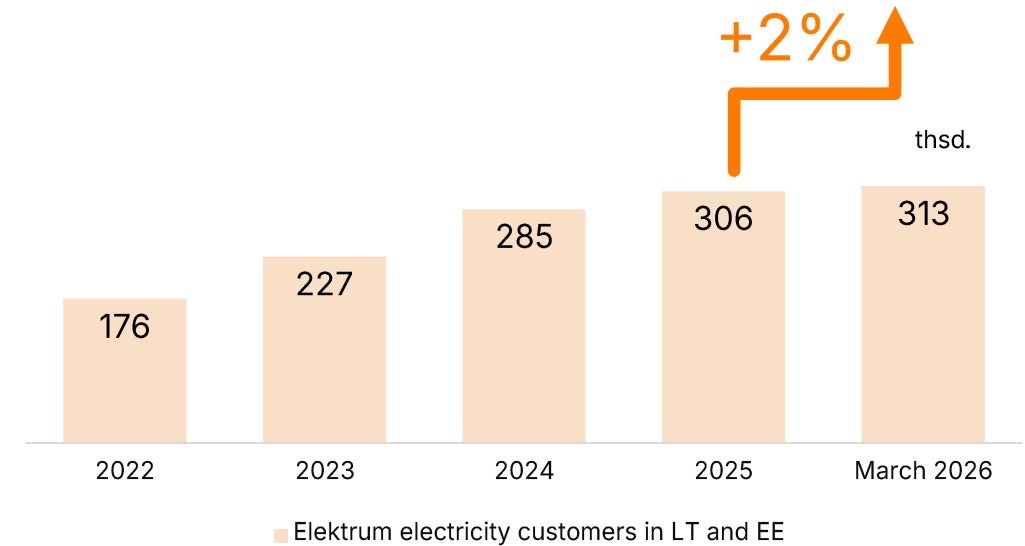
# Trade

The number of electricity customers is up by 1% and natural gas +16%

Electricity market in the Baltics



The number of Elektrum customers in neighbouring countries increased



1.8 TWh of electricity\* sold to Baltic retail customers (+2%). 46% of it sold outside Latvia. The number of customers exceeded 919 thsd.



1.2 TWh of natural gas sold to Baltic retail customers (+82%). The number of customers exceeded 78 thsd.



At the end of March, the number of charging ports installed and acquired at Elektrum Drive charging stations reached 1,241.

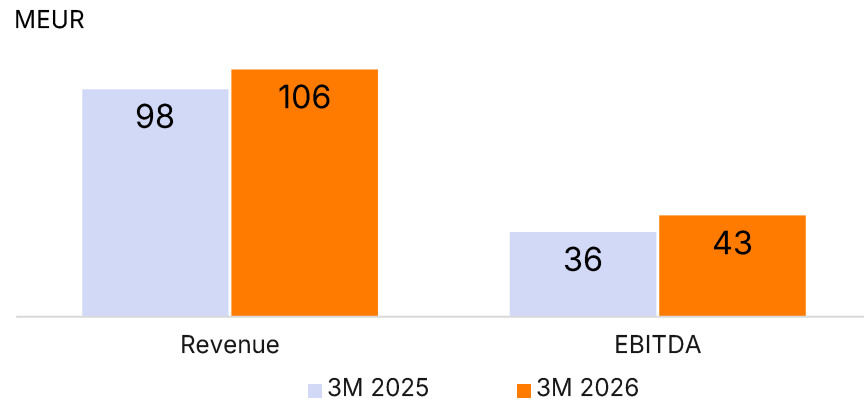


At the end of March, the total number of Elektrum Insured customers reached almost 180 thsd.

\* including operational consumption

# Distribution

## Revenue and EBITDA



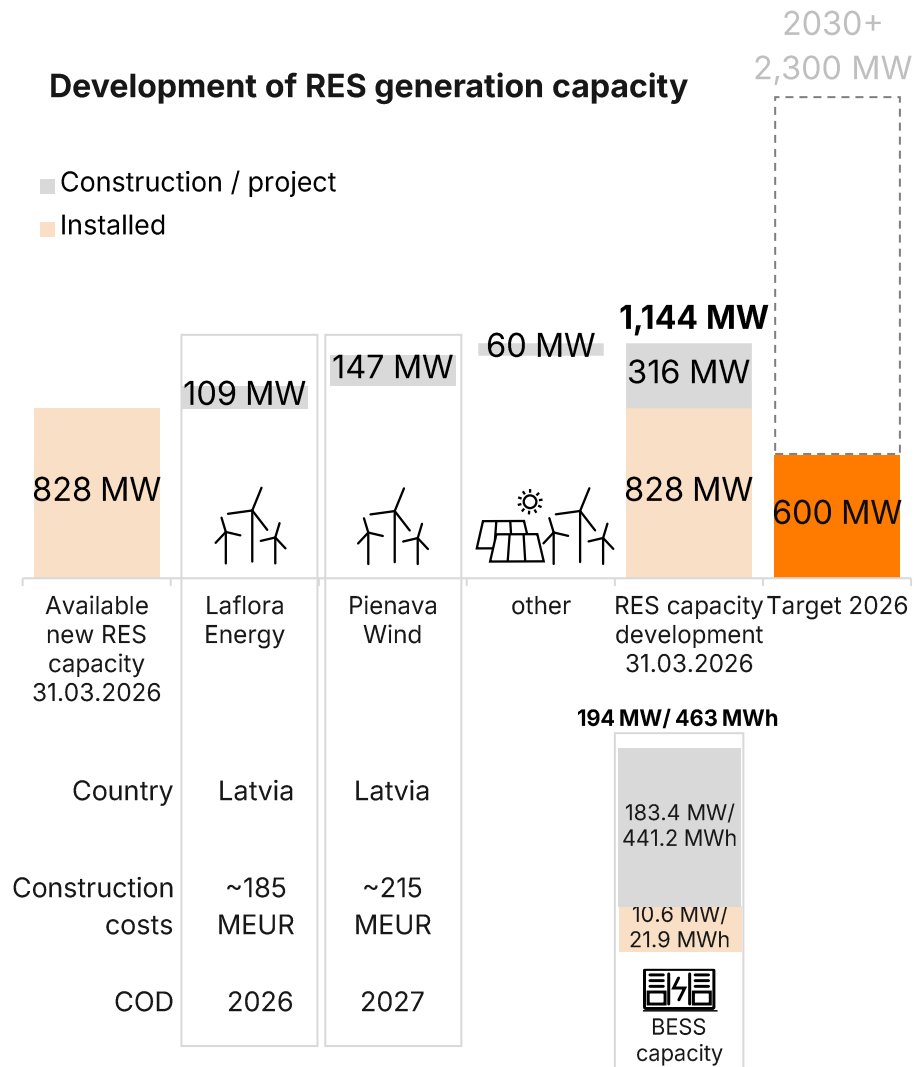
- Electricity distributed: 1,893 GWh (+13%)
- Financial results were positively affected by higher distributed electricity volumes
- 30 MEUR invested in distribution assets (−3%)
- Quality of the energy supply increased\*:
  - SAIFI: 0.3 times (−11%)
  - SAIDI: 20 min. (−32%)

\* Including mass damage caused by storms and other forces of nature



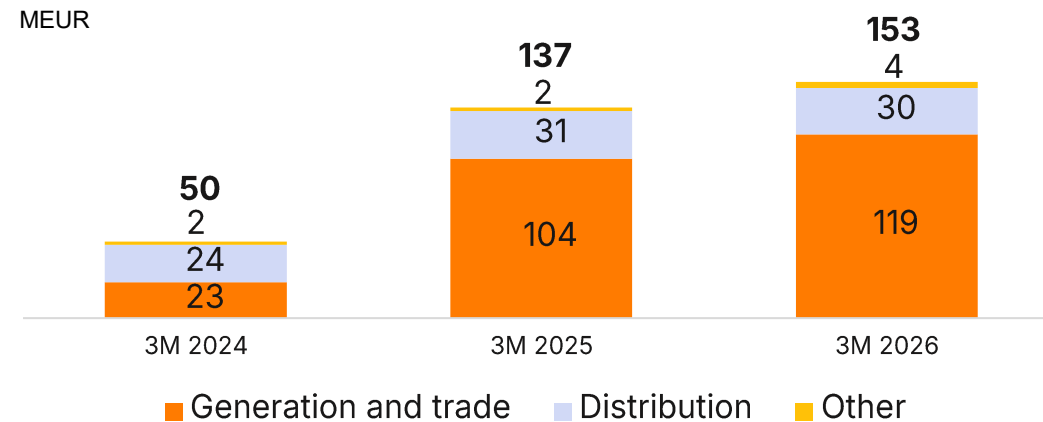
# Investments

## Development of RES generation capacity



Symbols used: SPPs WPPs BESS

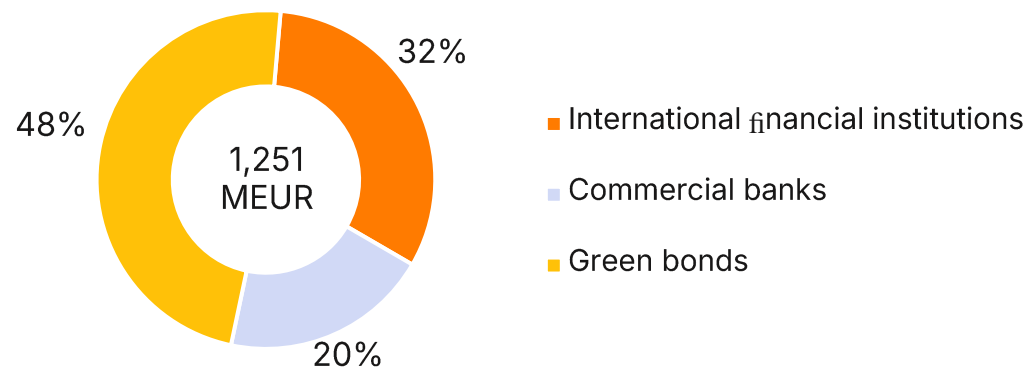
## Investments grew by 12% to 153 MEUR



- 105 MEUR were allocated towards the development of wind and solar parks, which is 2/3 of the Group's total investments
- At the end of March, Latvenergo Group had 24 SPPs with an installed capacity of 683 MW and 3 WPPs with an installed capacity of 145 MW
- RES capacities currently under construction are expected to be gradually commissioned in 2026-2027
- Investments in network assets allows to improve the quality of the power network services and technical parameters

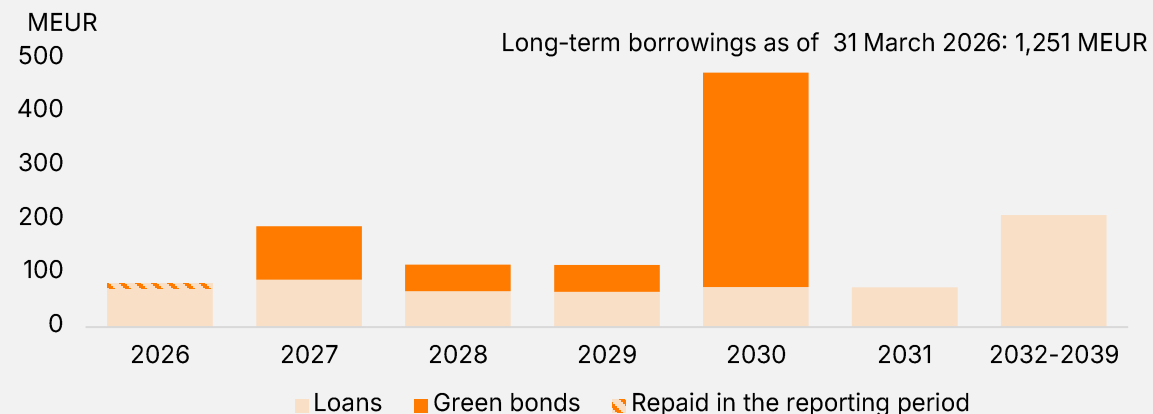
# Investment funding

## Diversified long-term funding



- On 31 October 2025, Moody's reaffirmed the Latvenergo AS credit rating at Baa2 with a stable outlook

## Long-term debt repayment schedule



## Main figures of the long-term debt portfolio

	31.03.2026.
Share of fixed interest rate*	54%
Weighted average fixed interest rate duration*	2.1 years
Weighted average effective interest rate*	3.1%

\* with interest rate swaps

# Thank you!

Latvenergo AS  
Pulkveža Brieža Street 12  
Riga, LV-1230, Latvia

[elektrum.lv](http://elektrum.lv)

ElektrumLV



# Abbreviations

BESS –	Battery energy storage system
CHPPs –	Latvenergo AS combined heat and power plants
Daugava HPPs –	Daugava hydropower plants
EBITDA –	Earnings before interest, corporate income tax, share of profit or loss of associates, depreciation and amortization, and impairment of intangible and fixed assets
EU –	European Union
IFRS –	International Financial Reporting Standards
MEUR –	Million euros
MWh –	Megawatt hour (1,000,000 MWh = 1,000 GWh = 1 TWh)
RES –	Renewable energy sources
SAIDI –	System Average Interruption Duration Index
SAIFI –	System Average Interruption Frequency Index
SPP –	Solar power plant
WPP –	Wind power plant

# Consolidated Statement of Profit or Loss\*

	EUR'000	
	01/01- 31/03/2026	01/01- 31/03/2025
Revenue	638,027	516,247
Other income	11,291	7,830
Raw materials and consumables	(427,915)	(320,518)
Personnel expenses	(43,618)	(41,786)
Other operating expenses	(15,707)	(16,819)
<b>EBITDA</b>	<b>162,078</b>	<b>144,954</b>
Depreciation, amortisation and impairment of intangible assets, property, plant and equipment (PPE) and right-of-use assets	(47,127)	(44,295)
<b>Operating profit</b>	<b>114,951</b>	<b>100,659</b>
Finance income	1,731	3,445
Finance costs	(6,406)	(5,018)
<b>Profit before tax</b>	<b>110,276</b>	<b>99,086</b>
Income tax	(5,601)	(4,209)
<b>Profit for the period</b>	<b>104,675</b>	<b>94,877</b>
<b>Profit attributable to:</b>		
– Equity holder of the Parent Company	103,732	93,893
– Non-controlling interests	943	984

\* The Latvenergo Consolidated Unaudited Condensed Interim Financial Statements for the first 3 months of 2026 are prepared in accordance with the IFRS Accounting Standards as adopted by the European Union

# Consolidated Statement of Financial Position\*

	EUR'000	
	31/03/2026	31/12/2025
<b>ASSETS</b>		
<b>Non-current assets</b>		
Intangible assets	126,887	124,816
Property, plant, and equipment	4,209,945	4,106,391
Right-of-use assets	44,853	44,104
Investment property	1,759	2,332
Non-current financial investments	40	40
Other non-current receivables	1,847	1,855
Deferred income tax assets	2,027	2,037
Derivative financial instruments	2,178	1,688
<b>Total non-current assets</b>	<b>4,389,536</b>	<b>4,283,263</b>
<b>Current assets</b>		
Inventories	63,206	163,960
Current intangible assets	83,286	51,668
Receivables from contracts with customers	174,450	169,877
Other current receivables	21,304	14,358
Deferred expenses	4,218	3,169
Prepayment for income tax	1,843	1,736
Derivative financial instruments	7,902	11,818
Other current financial investments	239,897	149,915
Cash and cash equivalents	139,202	117,755
<b>Total current assets</b>	<b>735,308</b>	<b>684,256</b>
<b>TOTAL ASSETS</b>	<b>5,124,844</b>	<b>4,967,519</b>
<b>EQUITY AND LIABILITIES</b>		
<b>EQUITY</b>		
Share capital	1,076,324	1,076,324
Reserves	1,670,248	1,664,563
Retained earnings	388,901	283,826
<b>Equity attributable to equity holder of the Parent Company</b>	<b>3,135,473</b>	<b>3,024,713</b>
Non-controlling interests	7,757	6,814
<b>Total equity</b>	<b>3,143,230</b>	<b>3,031,527</b>
<b>LIABILITIES</b>		
<b>Non-current liabilities</b>		
Borrowings	1,160,543	1,179,715
Lease liabilities	44,493	43,514
Deferred income tax liabilities	15,636	10,168
Provisions	23,822	20,595
Deferred income from contracts with customers and advances received	157,338	156,640
Other deferred income	136,031	123,085
Other non-current liabilities	2,790	2,790
<b>Total non-current liabilities</b>	<b>1,540,653</b>	<b>1,536,507</b>
<b>Current liabilities</b>		
Borrowings	90,797	90,727
Lease liabilities	2,961	2,944
Trade and other payables	191,370	171,650
Deferred income from contracts with customers and advances received	43,227	47,274
Other deferred income	26,967	27,142
Provisions	83,411	51,281
Derivative financial instruments	2,228	8,467
<b>Total current liabilities</b>	<b>440,961</b>	<b>399,485</b>
<b>Total liabilities</b>	<b>1,981,614</b>	<b>1,935,992</b>
<b>TOTAL EQUITY AND LIABILITIES</b>	<b>5,124,844</b>	<b>4,967,519</b>

\* The Latvenergo Consolidated Unaudited Condensed Interim Financial Statements for the first 3 months of 2026 are prepared in accordance with the IFRS Accounting Standards as adopted by the European Union

# Consolidated Statement of Cash Flows\*

	EUR'000	
	01/01- 31/03/2026	01/01- 31/03/2025
<b>Cash flows from operating activities</b>		
<b>Profit before tax</b>	<b>110,276</b>	<b>99,086</b>
<b>Adjustments:</b>		
– Depreciation, amortisation and impairment of intangible assets, property, plant and equipment (PPE) and right-of-use assets	47,127	44,295
– (Gain) / loss from disposal of non-current assets	(1,672)	811
– Interest expense	6,194	5,140
– Interest income	(1,475)	(2,618)
– Fair value loss / (gain) on derivative financial instruments	4,214	(250)
– Increase in provisions	35,356	20,775
– Share of profit of an associate and a joint venture	–	(389)
Interest paid	(6,118)	(6,445)
Interest received	634	2,256
Paid corporate income tax	(258)	(589)
<b>Funds from operations (FFO)</b>	<b>194,278</b>	<b>162,072</b>
Decrease in inventories and current intangible assets	69,236	810
(Increase) / decrease in receivables from contracts with customers and other receivables	(11,686)	15,505
(Increase) / decrease in other current financial investments	(90,000)	90,000
Increase in trade and other liabilities	15,880	4,033
<b>Net cash flows generated from operating activities</b>	<b>177,708</b>	<b>272,420</b>
<b>Cash flows from investing activities</b>		
Loans issued to related parties	–	(906)
Purchase of intangible assets and PPE	(152,198)	(117,180)
<b>Net cash flows used in investing activities</b>	<b>(152,198)</b>	<b>(118,086)</b>
<b>Cash flows from financing activities</b>		
Repayment of borrowings from financial institutions	(23,050)	(15,172)
Received financing from European Union	19,412	3,114
Lease payments	(425)	(426)
<b>Net cash flows used in financing activities</b>	<b>(4,063)</b>	<b>(12,484)</b>
<b>Net increase in cash and cash equivalents</b>	<b>21,447</b>	<b>141,850</b>
Cash and cash equivalents at the beginning of the period	117,755	86,554
<b>Cash and cash equivalents at the end of the period</b>	<b>139,202</b>	<b>228,404</b>

\* The Latvenergo Consolidated Unaudited Condensed Interim Financial Statements for the first 3 months of 2026 are prepared in accordance with the IFRS Accounting Standards as adopted by the European Union