

# GIVEN

AS GIVEN Jewellery

## Consolidated Annual Report 2022



Prepared in accordance with International Financial Reporting Standards as adopted by the EU  
Together with Independent Auditor's Report

Latvia, 2023

---

# Table of Contents

General information .....	3
Consolidated Management Report.....	5
Consolidated Statement of Comprehensive Income .....	11
Consolidated Statement of Financial Position .....	12
Consolidated Statement of Cash Flows .....	14
Consolidated Statement of Changes in Equity .....	15
Notes to the Consolidated Financial Statements.....	17
Independent Auditor's Report.....	42

## General information

Name of the Group	GIVEN Group
Name of the Parent Company	GIVEN Jewellery AS
Legal status of the Parent Group	Join stock company
Registration No., place and date	40203279291, Riga, Dec 11, 2020
Registered office	Lielirbes iela 17A-11, Rīga, LV-1046
Members of the Board	Ģirts Rudzītis
Members of the Council	Ainārs Sprinģis – Chairman of the Council Alberts Pole – Council Member Māris Keišs – Council Member
Annual report prepared by	Lilija Adejeva – Chief Accountant
Reporting year	from 01.01.2022 to 31.12.2022
Previous reporting period	from 01.01.2021 to 31.12.2021
Subsidiaries	GIVEN LITHUANIA UAB, Reg. No. 305936789, Lithuania, Krokuvos g. 53-3, Vilnius, 09305  GIVEN Latvia SIA, Reg. No. 40203166474, Riga, Lielirbes Street 17A - 11, LV-1046  Given Estonia OÜ, Reg. No. 14505229, Estonia, Peterburi tee 46, Tallinn 11415
Auditors	Grant Thornton Baltic Audit SIA Blaumana street 22, Riga, LV-1011, License No. 183  Raivis Irbītis – Certified Auditor Certificate No. 205

# GIVEN



# Consolidated management report

## General information

GIVEN Jewellery AS (hereinafter – the Parent Company) was established in December 2020 and together with its subsidiaries (hereinafter - the Group) is the leading jewellery retail chain in Latvia and the fastest growing jewellery retail chain in the Baltic States. At the end of 2022, the Group had a total of 64 retail shops, of which 44 in Latvia, 10 in Estonia and 10 in Lithuania, as well as online shop in Latvia ([www.given.lv](http://www.given.lv)), Estonia ([www.given.ee](http://www.given.ee)) and Lithuania

([www.given.lt](http://www.given.lt)). The Group specialises in affordable jewellery with a broad offering of quality products that cater to all budgets and occasions. The Group has also developed its own unique private brands that differentiate the Group's assortment from other competitors. The product offering of the Group primarily consists of precious jewellery from gold and silver, complemented by watches.

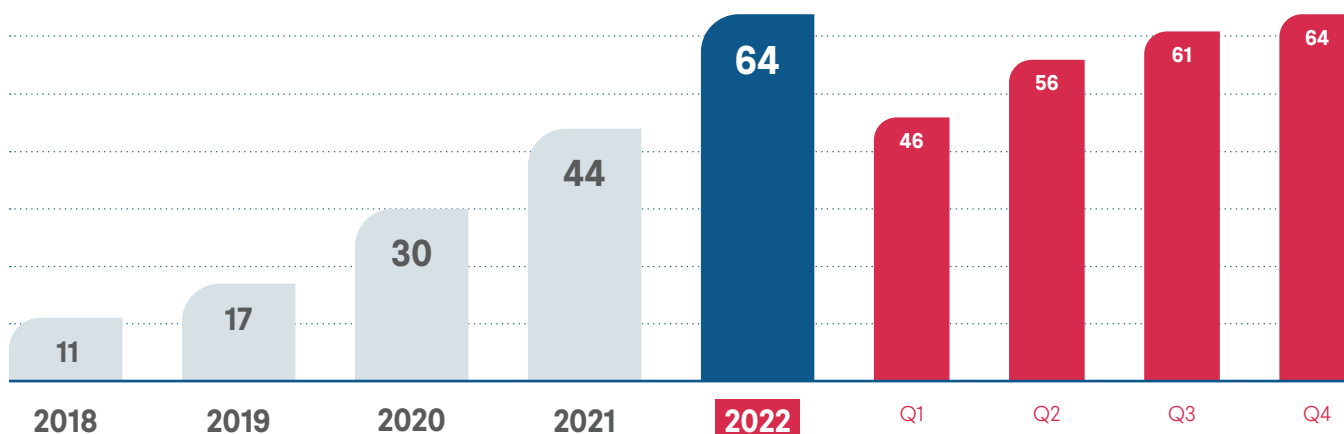
## Business results

In 2022, the Group pursued a rapid growth strategy and expanded its retail chain by 20 shops in the Baltics, 4 of which in Latvia, 6 in Estonia, and 10 in Lithuania. With 64 shops and three online shops at the end of 2022, GIVEN became the largest jewellery retail chain in the Baltics.

Significant milestones in Latvia were the opening of a shop in Riga International Airport (RIX), as well as opening a first

street-level flagship shop, located in the very center of Riga, Tērbatas street. The newly opened shops in Estonia in 2022 were the first GIVEN shops outside Tallinn. The first shop in Lithuania was opened on March, 2022 and at the end of the year the Group had shops in five of the largest cities of Lithuania.

## Number of shops



# Consolidated management report *(continued)*

## Business results *(continued)*

In 2022 the Group's net turnover reached EUR 12.8 million, which is by 97% more than in 2021. In 2022 retail revenue in Latvia accounted for 84%, in Estonia for 10%, but in Lithuania for 6% of the total. Despite the end of Covid-19 pandemic, in 2022 e-commerce still played a crucial role in the Group's business and accounted for 6% of the Group's retail turnover. The Group managed to not only grow its revenue from operations of new shops, but also to significantly grow its turnover in the existing retail chain due to investments in brand awareness, marketing, assortment, and personnel training.

The rapid growth was enabled by additional financing attracted in 2022 in the form of secured and subordinated bonds, in total attracting EUR 3.4 million.

While due to rapid growth and first years of operation, subsidiaries in Estonia and Lithuania closed the year with net loss, SIA "GIVEN Latvia" ended the year with its historically highest annual profit of EUR 1.2 million, which is 221% increase compared to 2021 (in accordance with the Law on Annual Reports and Consolidated Annual Reports in force in the Republic of Latvia). The Group closed the reporting year with a profit of EUR 13.4 thousand and EBITDA of EUR 2.2 million.

## Revenue by countries 2022

84% LV

10% EE  
6% LT

## Future prospects

While the macroeconomic and geopolitical environment remains uncertain, with a strengthening market position and a long-term vision GIVEN is confident in its ability to adapt to the market conditions while driving its strategic priorities and to be the leading jewellery retail chain in the Baltic States. The Group has ambitious growth plans also for year 2023 - the Group plans to continue expanding its retail chain in the Baltic States, strengthening its market position, promoting its brand awareness, developing its online shops, surprise its customers with new products and launching new ESG initiatives.

*Due to its long term strategy, ambition, and perservance In 2022 GIVEN Group has managed to become the largest jewellery retail chain in the Baltics and reached a record high revenue of EUR 12.8 million, which is by 97% more than last year.*

”

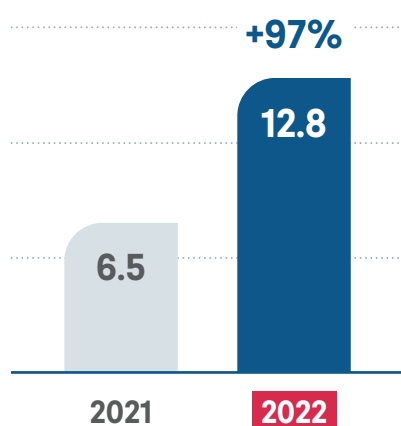


**Ģirts Rudzītis**  
CEO of GIVEN Group

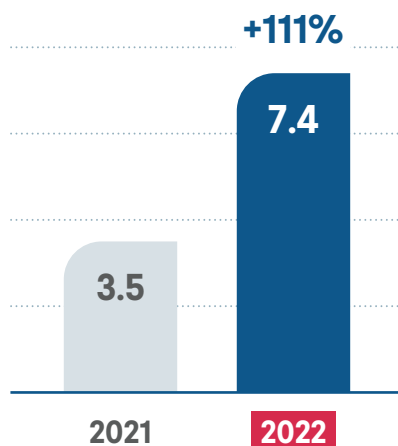
## Consolidated management report *(continued)*

### Financial performance highlights of GIVEN Group\*

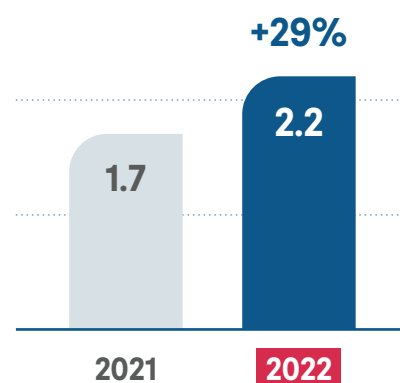
Revenue, €M



Gross profit, €M

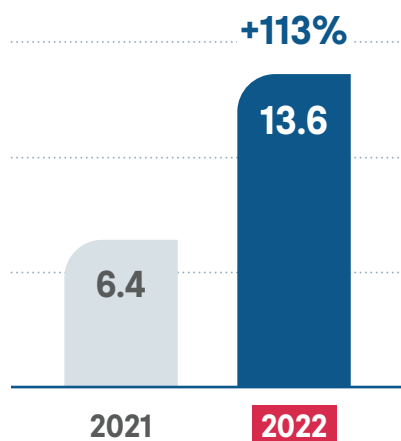


EBTIDA, €M

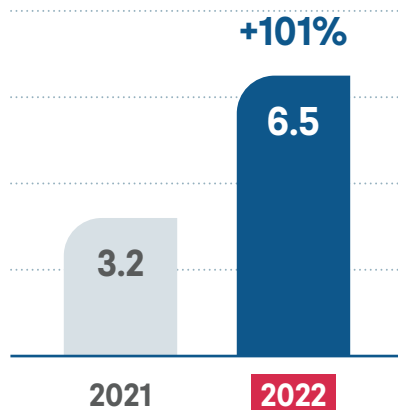


### Financial performance highlights of SIA "GIVEN Latvia"\*\*\*

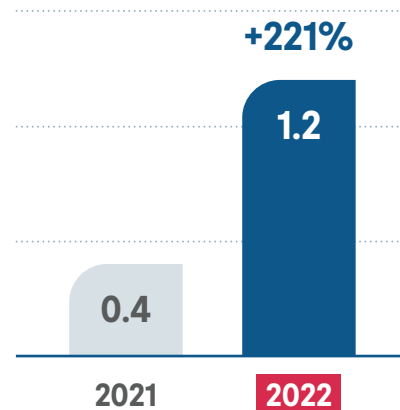
Revenue, €M



Gross profit, €M



Net profit, €M



\*The consolidated annual report has been prepared in accordance with International Financial Reporting Standards as adopted in the European Union

\*\*The annual report has been prepared in accordance with the Law of the Republic of Latvia on Accounting and the Law on Annual Accounts and Consolidated Annual Accounts

# Consolidated management report *(continued)*

## Risk management

The Group's activities expose it to a variety of financial risks: foreign currency risk, interest rate risk, liquidity risk, credit risk and capital risk.

### *Foreign currency risk*

The Group's financial assets and liabilities, which are exposed to foreign currency risk, comprise cash and cash equivalents, trade receivables, trade payables, as well as current and non-current borrowings. The Group is mainly exposed to foreign currency risk of the US dollar (USD).

### *Interest rate risk*

Interest rate risk arises from changes in interest rates that affect the Group's net profit and future cash flows. The Group's policy is to ensure that the majority of its borrowings are at a fixed rate. The interest rate payable on the Group's borrowings is disclosed in Note 17.

### *Liquidity risk*

Liquidity risk is related to the Group's ability to meet short-term and long-term liabilities in a timely manner. The Group manages its liquidity risk by arranging an adequate amount of capital in form of debt or equity, keeping adequate cash reserves, planning the repayment terms of trade receivables, and developing and analysing future cash flows.

### *Credit risk*

The Group is exposed to credit risk through its trade receivables, issued current loans, as well as cash and cash equivalents.

Receivables of the Group consist mainly of receivables from clients and guarantee deposits. The Group manages its credit risk by continuously assessing the credit history of customers and assigning credit terms on an individual basis. In addition, receivable balances are monitored on an ongoing basis to ensure that the Group's exposure to bad debts is minimised.

The credit risk on cash and cash equivalents is limited because the counterparties are banks and payment systems. To spread the credit risk, the Group deposits its cash reserves with different banks.

### *Capital risk*

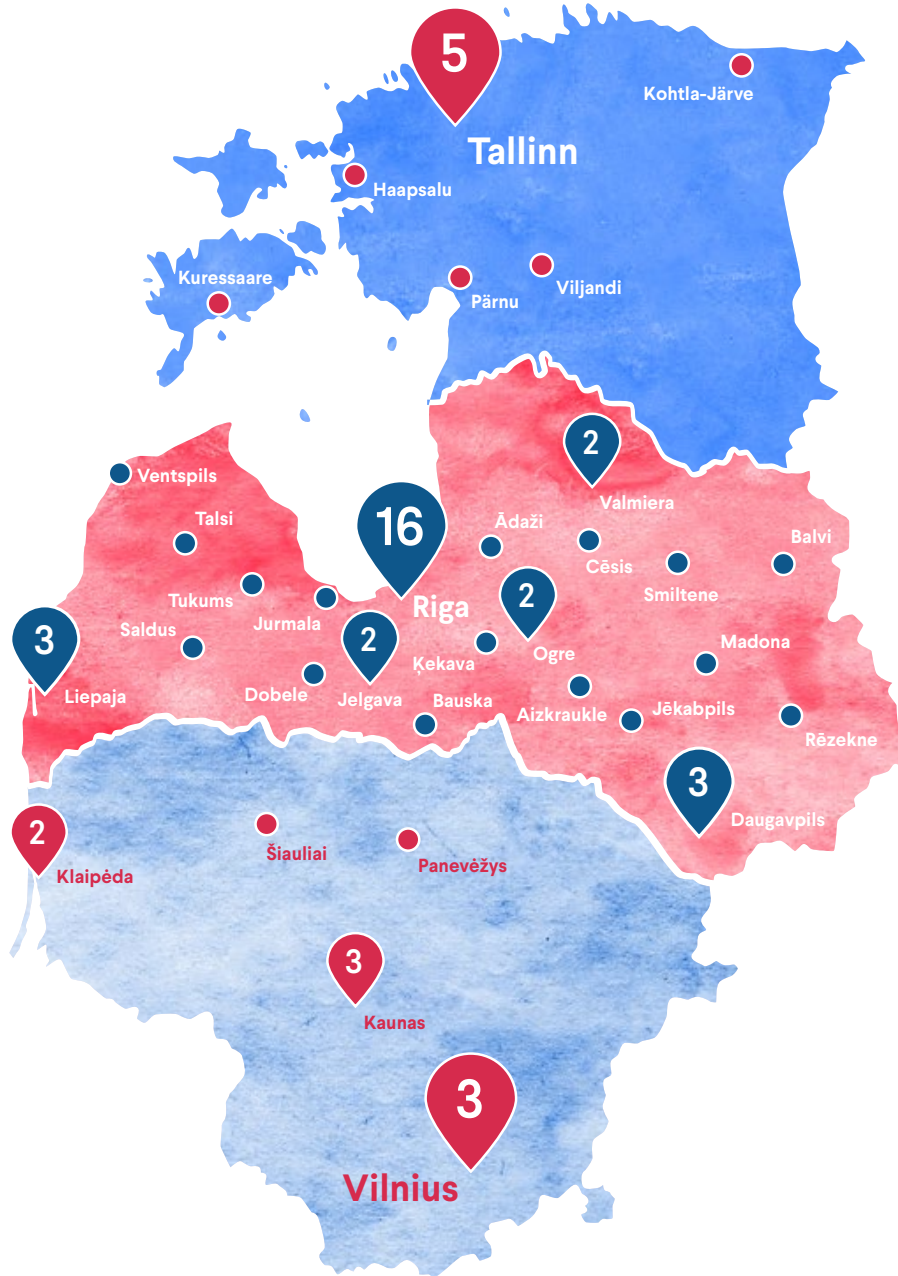
The Group aims to maintain an optimal capital and funding structure that ensures the lowest cost of capital available to the Group. Capital risk is monitored via Capitalization Ratio, which is calculated as the Adjusted Equity to the Group's consolidated assets. The Group monitors equity capital on the basis of the capitalization ratio as defined in Bond prospectus, which as at December 31, 2022 was 31% (see Note 28).

## Events after the reporting period

In line with the Group's growth strategy, in the first quarter of 2023 the Group continues the expansion of its retail chain in the Baltics.



# GIVEN footprint in Baltics



**ESTONIA**

10 shops  
[www.given.ee](http://www.given.ee)

**LATVIA**

44 shops  
[www.given.lv](http://www.given.lv)

**LITHUANIA**

10 shops  
[www.given.lt](http://www.given.lt)

# Consolidated Financial Statements



# Consolidated Statement of Comprehensive Income

	Note	2022 EUR	2021 EUR
Net turnover	3	12 836 909	6 510 871
Cost of sales	4	(5 434 776)	(2 996 595)
<b>Gross profit or loss</b>		<b>7 402 133</b>	<b>3 514 276</b>
Selling expenses	5	(5 197 806)	(2 601 052)
Administrative expenses	6	(1 532 685)	(654 362)
Other operating income	7	51 164	588 142
Other operating costs	8	(91 203)	(44 624)
Other revenue from interest and similar revenue		1 326	3 194
Interest expense and similar expense		(669 479)	(328 357)
<b>Profit or loss before corporate income tax</b>		<b>(36 550)</b>	<b>477 217</b>
Income tax	9	50 028	(54)
<b>Total comprehensive income for the year</b>		<b>13 478</b>	<b>477 163</b>

Notes on pages 17 to 41 form an integral part of these financial statements.

**Ģirts Rudzītis**

Member of the Board

.....  
*signature*

**Lilija Adejeva**

Chief Accountant

.....  
*signature*

# Consolidated Statement of Financial Position

ASSETS	Note	31.12.2022 EUR	31.12.2021 EUR
<b>LONG-TERM INVESTMENTS</b>			
<b>Intangible assets</b>			
Concessions, patents, licences, trademarks and similar rights		779 287	115 666
Other intangible assets		12 681	14 634
Goodwill		-	642 471
Advance payments for intangible assets		3 266	3 939
<b>Total intangible assets</b>	<b>10</b>	<b>795 234</b>	<b>776 710</b>
<b>Fixed assets, investment properties, and right-of-use assets:</b>			
Long-term investments in rented fixed assets		746 170	361 927
Right-of-use-assets		3 951 713	2 704 582
Other fixed assets and inventory		1 037 053	729 068
Costs of the establishment of fixed assets and unfinished building objects		183 544	57 946
Advance payments for fixed assets		5 024	12 850
<b>Total fixed assets</b>	<b>11</b>	<b>5 923 504</b>	<b>3 866 373</b>
<b>Long-term financial investments</b>			
Deferred tax assets	21	50 139	-
<b>Total long-term financial investments</b>		<b>50 139</b>	<b>-</b>
<b>TOTAL LONG-TERM INVESTMENTS</b>		<b>6 768 877</b>	<b>4 643 083</b>
<b>CURRENT ASSETS</b>			
<b>Inventories</b>			
Finished goods and goods for sale		9 030 127	6 090 002
Advance payments for inventories		100 595	130 389
<b>Total inventories</b>		<b>9 130 722</b>	<b>6 220 391</b>
<b>Receivables</b>			
Trade receivables	12	334 001	181 175
Receivables from associated entities		82 948	68 192
Other receivables	13	92 017	482 925
Deferred expenses		89 090	56 985
<b>Total receivables</b>		<b>598 056</b>	<b>789 277</b>
Cash	14	1 478 563	693 691
<b>TOTAL CURRENT ASSETS</b>		<b>11 207 341</b>	<b>7 703 359</b>
<b>TOTAL ASSETS</b>		<b>17 976 218</b>	<b>12 346 442</b>

# Consolidated Statement of Financial Position

(continued)

EQUITY AND LIABILITIES	Note	31.12.2022 EUR	31.12.2021 EUR
<b>EQUITY</b>			
Share capital	15	1 000 000	1 000 000
Share premium		347 408	347 408
Accumulated losses/ Retained earnings:			
brought forward		498 376	21 213
for the period		13 478	477 163
<b>Total equity</b>		<b>1 859 262</b>	<b>1 845 784</b>
<b>LIABILITIES</b>			
<b>Long-term liabilities</b>			
Bonds	17	8 803 091	5 440 456
Other loans		-	198 400
Non-current lease liabilities	16	2 769 353	1 965 409
<b>Total long-term liabilities</b>		<b>11 572 444</b>	<b>7 604 265</b>
<b>Short-term liabilities</b>			
Other loans		86 500	-
Received advance payables		103 682	60 913
Trade payables		1 735 481	803 860
Current lease liabilities	16	1 369 186	854 906
Payables to related parties		9 380	-
Payables to associated entities		105 749	504 016
Taxes and State mandatory social insurance payments	18	584 624	312 344
Other liabilities	19	309 606	169 016
Accrued liabilities	20	240 304	191 338
<b>Total short-term liabilities</b>		<b>4 544 511</b>	<b>2 896 393</b>
<b>Total liabilities</b>		<b>16 116 955</b>	<b>10 500 658</b>
<b>TOTAL EQUITY AND LIABILITIES</b>		<b>17 976 218</b>	<b>12 346 442</b>

Notes on pages 17 to 41 form an integral part of these financial statements.

**Ģirts Rudzītis**

Member of the Board

.....  
*signature*

**Lilija Adejeva**

Chief Accountant

.....  
*signature*

# Consolidated Statement of Cash Flows

EQUITY AND LIABILITIES	2022 EUR	2021 EUR
<b>Cash flow from operating activities</b>		
<b>Profit or loss before corporate income tax</b>	<b>(36 550)</b>	<b>477 217</b>
<b>Corrections:</b>		
Corrections of decrease in value of fixed assets	1 526 721	876 939
Corrections of decrease in value of intangible assets	42 296	21 363
Profit or loss from fluctuations of foreign currency rates	(13 626)	(1 401)
Other revenue from interest and similar revenue	(846)	(3 194)
Corrections of reduction in value of long-term and short-term financial investments	86 548	32 276
Interest payments and similar costs	634 914	314 203
<b>Profit or loss before corrections of influence of changes in balances of current assets and short-term creditors</b>	<b>2 239 458</b>	<b>1 717 403</b>
<b>Corrections:</b>		
Increase or decrease in balances receivables	276 954	(497 952)
Increase or decrease in balances of inventories	(2 910 330)	(2 709 034)
Increase or decrease in balances of payables	1 133 838	649 082
<b>Gross cash flow from operating activities</b>	<b>739 920</b>	<b>(840 501)</b>
Expenses for interest payments	(634 914)	(314 203)
Expenses for corporate income tax payments	(111)	(54)
<b>Net cash flow from operating activities</b>	<b>104 895</b>	<b>(1 154 758)</b>
<b>Investment activity cash flow</b>		
Long term financial investment	(118 103)	-
Acquisition of fixed assets and intangible assets	(1 316 188)	(656 728)
Revenue from sale of fixed assets and intangible investments	14 569	3 980
Loans repaid	-	110 000
Interest received	846	3 194
<b>Cash flows from investing activities</b>	<b>(1 418 876)</b>	<b>(539 554)</b>
<b>Cash flows from financing activities</b>		
Income from stock and debenture issue or investments of capital participatory shares	-	347 408
Loans received and bonds issued	3 535 569	6 311 663
Repayment of loans	(415 661)	(3 721 901)
Payment of principal portion of lease liabilities	(1 034 680)	(591 401)
<b>Cash flows from financing activities</b>	<b>2 085 227</b>	<b>2 345 769</b>
Result of fluctuations of foreign currency exchange rates	13 626	1 401
<b>Net cash flow of the reporting year</b>	<b>784 872</b>	<b>652 858</b>
<b>Balance of cash and its equivalents at the beginning of the reporting year</b>	<b>693 691</b>	<b>40 833</b>
<b>Balance of cash and its equivalents at the end of the reporting year</b>	<b>1 478 563</b>	<b>693 691</b>

## Consolidated Statement of Changes in Equity

	Share capital EUR	Share premium EUR	Retained earnings or uncovered losses EUR	Total equity EUR
<b>As at 31.12.2020</b>	<b>1 000 000</b>	<b>-</b>	<b>21 213</b>	<b>1 021 213</b>
Share issue premium	-	347 408	-	347 408
Increase in retained profit	-	-	477 163	477 163
<b>As at 31.12.2021</b>	<b>1 000 000</b>	<b>347 408</b>	<b>498 376</b>	<b>1 845 784</b>
Increase in retained profit	-	-	13 478	13 478
<b>As at 31.12.2022</b>	<b>1 000 000</b>	<b>347 408</b>	<b>511 854</b>	<b>1 859 262</b>

Notes on pages 17 to 41 form an integral part of these financial statements.

**Ģirts Rudzītis**

Member of the Board

.....  
*signature*

**Lilija Adejeva**

Chief Accountant

.....  
*signature*

---

# Notes to the Consolidated Financial Statements





# Notes to the Consolidated Financial Statements

## (1) Corporate information

GIVEN Jewellery AS (the “Parent Company”) and its subsidiaries (together “The Group”) was established in December, 2020. The Parent Company was incorporated on December 11, 2020 as a joint stock company for an unlimited duration. The registered office of the Parent Company is Lielirbes str. 17A-11, Riga, LV-1046.

The Parent Company acquired SIA GIVEN Latvia on Dec 12, 2020, GIVEN Estonia OÜ on Dec 28, 2020, and established UAB GIVEN Lithuania on November 15, 2021. The Parent Company is the sole shareholder of its subsidiaries.

## (2) Significant accounting principles

### *Basis of preparation*

The consolidated annual report has been prepared in accordance with International Financial Reporting Standards as adopted in the European Union (further IFRS). These consolidated financial statements include the disclosures required by IFRS that are applicable for financial years beginning on or after 1 January 2022.

The most significant impact from adoption of IFRS compared to Latvian, Estonian and Lithuanian statutory requirements is from IFRS 16.

The consolidated Statement of Comprehensive Income or Loss has been prepared according to the function of expense method.

### *Consolidation*

The consolidated financial statements of the Group include:

<b>Company name</b>	<b>Registration number</b>	<b>Country of incorporation</b>	<b>Principal activities</b>	<b>Controlled since</b>
GIVEN Jewellery AS	40203279291	Latvia	Holding company	-
GIVEN LITHUANIA UAB	305936789	Lithuania	Retail sale of watches and jewellery in specialised shops	15.11.2021
GIVEN Latvia SIA	40203166474	Latvia	Retail sale of watches and jewellery in specialised shops	12.12.2020
Given Estonia OÜ	14505229	Estonia	Retail sale of watches and jewellery in specialised shops	28.12.2020

# Notes to the Consolidated Financial Statements *(continued)*

## (2) Significant accounting principles *(continued)*

### **Consolidation** *(continued)*

Subsidiaries are the entities controlled by the Parent Company. Control is achieved when the Parent Company:

- Has the power over the investee;
- Is exposed, or has rights, to variable returns from its involvement with the investee;
- Has the ability to use its power to affect its returns.

The Parent Company reassesses whether or not it controls an investee if facts and circumstances indicate that there are changes to one or more of the three elements of control listed above.

Inter-company transactions, balances and unrealised gains on transactions between Group companies are eliminated. Unrealised losses are also eliminated but considered an impairment indicator of the asset transferred. Accounting policies of subsidiaries have been changed where necessary to ensure consistency with the policies adopted by the Group.

### **Reporting period**

The reporting period is 12 months:

01.01.2022 to 31.12.2022

The previous reporting period is 12 months:

01.01.2021 to 31.12.2021

### **Accounting principles**

These financial statements are prepared on the going concern basis, the accounting and measurement methods applied are consistent with those of the previous financial year, and prudent estimates have been made in preparing these financial statements.

### **Transactions in foreign currencies**

The presentation currency of the Group is the euro (EUR), the monetary unit of the European Union.

Transactions in foreign currencies are translated into the euro at the euro foreign exchange reference rate published by the European Central Bank at the date of the transaction. Monetary assets and liabilities denominated in foreign currencies are translated into the euro applying the euro foreign exchange reference rate published by the European Central Bank at the last day of the reporting year.

31.12.2022 .....	USD 1.0666
31.12.2021.....	USD 1.1326

Foreign exchange gains and losses are recognised in the statement of profit or loss for the respective reporting period.

### **Related parties**

A related party is a person or an entity that is related to the reporting Group.

A person or a close member of that person's family is related to the reporting Group if that person has control, joint control or significant influence over the reporting Group or is a member of the key management personnel of the reporting Group.

An entity is related to the reporting Group if both are members of the same group. Besides, an entity is related to the reporting Group if the entity is controlled, jointly controlled or significantly influenced by a related party of the reporting Group or this related party of the reporting Group is a member of the key management personnel of that entity or of a parent of that entity.

# Notes to the Consolidated Financial Statements (*continued*)

## (2) Significant accounting principles (*continued*)

### *Intangible assets, goodwill and fixed assets*

Fixed assets are displayed in their acquisition value less depreciation. The acquisition value of fixed assets consists of purchase price, import duties and non-refundable purchase taxes, other costs directly attributable to delivery of the assets to their location and getting in the working condition pursuant to the suggested use. Depreciation and amortisation is calculated over the useful life of the asset according to the linear method applying the following depreciation rates as the basis of calculation:

Buildings and structures – 5-10%

Technological equipment – 20-35%

Computer hardware – 20-35%

Other fixed assets – 20-35%

Intangible assets are displayed in their acquisition value less depreciation. Depreciation has been calculated within the period of useful life of an asset according to the linear method, applying the following depreciation rates:

Licenses – 10-20%

Other intangible investments – 20-35%

Gains or losses from sales of fixed assets are displayed in the income statement of the respective period. Repair or renovation expenses that increase the useful life of fixed assets or their value are capitalised and written off within the period of useful life of assets. Other repair or renovation expenses are recognised as the loss of the accounting period.

Expenses related to leasehold improvements are capitalised and displayed in the fixed assets. Depreciation is calculated over the lease period using the linear method.

Loan issue expenses that are directly related to formation of fixed assets and construction in progress are capitalised, if such expenses are reasonably attributable and directly related. Loan issue expenses are capitalised before putting the fixed assets into operation.

Research costs are recognized in the statement of profit and loss of the reporting year they are incurred. The Group's development costs are capitalized if their recoverability in the future may be substantially proved. Amortisation is calculated during the whole recovery period of development costs.

### *Goodwill*

Goodwill arising on an acquisition of a business is carried at cost as established at the date of acquisition of the business less accumulated impairment losses, if any. For the purposes of impairment testing, goodwill is allocated to each of the Group's cash-generating units that are expected to benefit from the synergies of the combination. Such units represent the smallest groups of assets that generate cash inflows from continuing use that are largely independent of the cash flows of other assets or CGUs. A cash-generating unit to which goodwill has been allocated is tested for impairment annually, or more frequently when there is an indication that the unit may be impaired. If the recoverable amount of the cash-generating unit is less than its carrying amount, the impairment loss is recognized.

# Notes to the Consolidated Financial Statements (*continued*)

## (2) Significant accounting principles (*continued*)

### **Valuation of inventories**

Inventory cost price is determined using FIFO method. Inventories are stated at the lower of cost or net realizable value at the balance date.

If necessary, obsolete, slow-moving or damaged inventories are written down. Stock balances are checked in the inventory.

### **Receivables**

A receivable represents the Group's and Parent Company's right to an amount of consideration that is unconditional (i.e., only the passage of time is required before payment of the consideration is due).

The Group and the Parent Company split trade receivable balances in two portfolios based on a business model.

- Trade receivables from contracts with customers within a business model with the objective to hold financial assets in order to collect contractual cash flows are accounted at amortized cost and reviewed for impairment;
- Trade receivables from contracts with customers held with the only objective of selling the financial assets are accounted for at FVTPL.

### **Deferred expenses**

The deferred expenses reflect the payments made during the accounting year, but the use of expenditure is referring to the following reporting periods. The balance value of the balance sheet asset is assessed to the extent that the expected economic benefit is expected in the following reporting periods.

### **Deferred tax assets and liabilities**

Deferred tax is provided using the liability method for all temporary differences arising between the tax bases of assets and liabilities and their carrying value for accounting purposes. Deferred tax assets and liabilities are measured at the tax rates that are expected to apply to the period when the asset is realized or the liability is settled, based on tax rates that have been enacted or substantively enacted by the balance sheet date. Deferred tax assets are recognized to the extent that it is probable that taxable profit will be available against which the deductible temporary differences can be utilized. Deferred tax assets are reviewed at each reporting date and are reduced to the extent that it is no longer probable that the related tax benefit will be realized.

In Latvia and Estonia legal entities are not required to pay income tax on earned profits. Corporate income tax is paid on distributed profits and deemed profit distributions.

The effective tax rate in the reporting period for the all operations of the Group was close to zero. The assessment of the recognisable amount of the tax asset is based on reasonably certain three year forecast to utilised accumulated tax loss by the respective entities. The recognised deferred tax asset represents unutilised tax loss in Lithuania.

### **Cash**

Cash is cash in hand and non-cash in payment accounts and deposit accounts.

# Notes to the Consolidated Financial Statements *(continued)*

## (2) Significant accounting principles *(continued)*

### **Loans and borrowings**

All borrowings are recognized initially at cost, being the fair value of the consideration received net of issue costs associated with the borrowing. In subsequent periods, borrowings are recognized at amortized cost.

A borrowing is classified as long-term if the payment or write-off occurs later than one year after the end of the respective reporting year. Amounts payable or written off during the year are presented under short-term borrowings.

### **Bonds**

A financial liability is measured at amortized cost in case it is not held-for-trading and is not designated as held-for-trading in the initial recognition. These financial liabilities are initially measured at fair value less directly attributable transaction costs. After the initial recognition, these liabilities are measured at amortized cost, using the effective interest rate.

### **Financial lease liabilities**

Leases of assets under which the company assumes substantially all the risks and rewards of ownership are classified as finance leases. Finance leases are capitalized at the lower of the fair value of the leased asset or the present value of the minimum lease payments at the inception of the lease. Lease interest payments are included in the income statement for the period in order to reflect a constant rate of lease liability.

Lease is classified as a financial lease if in fact all risks and remunerations that are a characteristic of ownership are transferred to a tenant and if it corresponds to at least one of the following conditions:

- a) ownership to the leased asset will be transferred to the tenant upon expiration of the leasing term;
- b) the lease term includes the majority of the asset's time of useful life;
- c) the leased assets are so specific that only the tenant is entitled to use them without a significant modification.

The assets for financial lease are initially recognised as the Group's assets after their true value or after the current value of the minimum leasing payments if it is lower than the true value. Each of these values are determined on the date of acquiring the lease asset. Lease liabilities are included in the balance sheet as long-term and short-term liabilities of financial lease. Financial expenditure are reflected in the income statement on the relevant period so that a regular and periodic cost rate from the liability surplus would be provided for each reporting period.

### **Operative lease - Application of IFRS 16 in the Reporting period**

#### *Group as a lessee*

"The Group recognizes as a lessee the right to use an asset that reflects its right to use the underlying asset and a lease liability that reflects its obligation to make lease payments.

Each lease payment is apportioned between the lease liability and interest expense on the lease liability. Interest expense on the lease liability is recognized in the lease term's income statement to form a constant periodic rate of interest on each period's remaining lease liability. The right-of-use asset is amortized on a straight-line basis from the inception date to the end of the underlying asset's useful life.

# Notes to the Consolidated Financial Statements *(continued)*

## (2) Significant accounting principles *(continued)*

### *Operative lease - Application of IFRS 16 in the Reporting period (continued)*

#### *Classification*

When agreeing, the Group assesses whether the agreement is a lease or includes a lease. A contract is a lease or includes a lease if it gives the right to control the use of an identifiable asset for a specified period of time in exchange for consideration. To assess whether an arrangement is or contains a lease, the Group assesses whether:

- The contract provides for the use of an identifiable asset - the asset may be specified directly or indirectly. It must be physically separable or reflect the full capacity of the asset from the physically separable asset. If the supplier has a significant right to replace the asset, the asset is not identifiable;
- The Group has the right to obtain all economic benefits from the use of an identifiable asset throughout its useful life;
- The Group has the right to determine the use of an identifiable asset. The Group has the right to determine the manner of use when deciding how and for what purpose the asset will be used. Where appropriate decisions about how and for what purpose an asset is used are predetermined, the Group must assess whether they have the right to operate the asset or to assign the asset to the asset in a particular way or whether the Group has designed the asset in a manner that predetermines it, how and for what purpose the asset will be used.

#### *Right to use*

Leases are recognized as rights to use the asset and the corresponding lease liability at the date when the leased asset is available for use by the Group. The cost of the right to use the asset consists of:

- the amounts of the initial valuation of the lease liabilities less the compensation received from the lessor for the construction of the object (FIT-OUT)
- any lease payments made on or before the commencement date, less any lease payments received;
- renewal costs related to the dismantling and renewal of fixed assets;
- any initial direct costs.

The right to use an asset is amortized on a straight-line basis from the inception date to the end of the underlying asset's useful life. Depreciation is calculated on a straight-line basis from the inception of the lease until the end of the lease term unless an asset is planned to be redeemed. The right to use the asset is periodically reduced by any impairment loss, if any, and adjusted for changes in the value of the lease liability.

# Notes to the Consolidated Financial Statements (*continued*)

## (2) Significant accounting principles (*continued*)

### **Operative lease - Application of IFRS 16 in the Reporting period** (*continued*)

#### *Lease obligations*

Upon initial recognition of a lease, the Group will recognize a lease liability carried at the present value of the lease payments due during the lease term. Lease payments include fixed payments less any rental incentives received and variable lease payments that depend on an index or rate. Variable lease payments independent of an index or rate are recognized as an expense in the period in which they are incurred.

The Group has entered into several premises lease agreements, mainly for the lease of shop premises. The Group has used a flat discount rate of 4.5% for the entire lease portfolio. Each lease payment is apportioned between the lease liability and the finance charge. Finance costs are charged to the income statement over the lease term to arrive at a constant periodic interest rate on the liability's remaining balance. The right to use the asset is depreciated over the lease term on a straight-line basis.

#### *Short-term leases and leases with a low value of the underlying asset*

Lease payments related to short-term leases or leases with a low value of the underlying asset are recognized as an expense in the income statement on a straight-line basis. Short-term leases are leases that are for 12 months or less at the inception date.

### **Accrued liabilities**

Accrued liabilities are clearly known trade liability sums for the goods or services received within the reporting year when a relevant payment document (an invoice) has failed to be received on the date of drawing up the balance sheet. The liability sums are calculated, based on the price, which is defined in the relevant agreement, and on the documents that approve actual receipt of the goods or services.

#### *Accrued liabilities for unused vacation compensation*

Accrued liabilities for unused vacation compensations are established by multiplying the average wage for the last six months of the reporting period with the number of days of unused annual leaves on the end date of the reporting period, including also the mandatory state social insurance contributions made by the employer.

#### *Accrued liabilities for not received expense invoices*

Accrued liabilities for unreceived invoices are clearly known trade liability sums for the goods or services received within the reporting year when a relevant payment document (an invoice) has failed to be received on the date of drawing up the balance sheet. The liability sums are calculated, based on the price, which is defined in the relevant agreement, and on the documents that approve actual receipt of the goods or services.

#### *Accrued liabilities for bonus compensation*

Accrued liabilities for bonus payments are made according to the operational results of the reporting year. The accrued liabilities are diminished by making actual money payments to employees.

# Notes to the Consolidated Financial Statements (*continued*)

## (2) Significant accounting principles (*continued*)

### *Income and expenses*

Revenue is recognized to the extent that it is probable that the economic benefits will flow to the Group and the revenue can be reliably measured, less value added tax and sales-related discounts. Revenue is recognized by reference to the economic nature and substance of the transaction rather than its legal form.

Expenses are recognized as incurred. Expenses are recognized net of the amount of value added tax. In certain situations value added tax incurred on a services received or calculated in accordance with legislation requirements is not recoverable in full from the taxation authority. In such cases value added tax is recognized as part of the related expense item as applicable. The same principles is applied if value added tax is not recoverable on acquisition of an asset.

### *Sale of goods*

Revenue is recognized when the significant risks and rewards of ownership of the goods have passed to the buyer, and amounts of income earned and expense incurred in connection with the sale of the relevant goods can be measured reliably.

### *Rendering of services*

Revenue from services is recognized in the period in which the services are rendered. Revenue from services and related costs are recognized by reference to the stage of completion of the transaction at the balance sheet date. If the outcome of a transaction involving a service cannot be estimated reliably, revenue is recognized only to the extent of the costs recognized that are recoverable.

### *The effective interest rate method*

Under IFRS 9 for all financial instruments measured at amortized cost interest income or expense is recorded at the effective interest rate, which is the rate that exactly discounts estimated future cash payments or receipts through the expected life of the financial instrument to the net carrying amount of the financial asset or financial liability. The calculation takes into account all contractual terms of the financial instrument and includes any fees or incremental costs that are directly attributable to the instrument and are an integral part of the effective interest rate, but not future credit losses.

### *Accounting for grants*

In compliance with IAS 20, a government grant is recognised only when there is reasonable assurance that (a) the entity will comply with any conditions attached to the grant and (b) the grant will be received. The grant is recognised as income over the period necessary to match them with the related costs, for which they are intended to compensate, on a systematic basis.

### *Corporate income tax*

Current corporate income tax rates for the subsidiaries are: Latvia – 20%, Estonia – 20%, Lithuania – 15%.

In Latvia and Estonia legal entities are not required to pay income tax on earned profits. Corporate income tax is paid on distributed profits and deemed profit distributions. Starting from 1 January 2018, both distributed profits and deemed profit distributions are subject to the tax rate of 20 per cent of their gross amount, or 20/80 of net expense in Latvia. Corporate income tax on other deemed profit items is recognised at the time when expense is incurred in the reporting year. In Lithuania earnings are taxable when earned.



# Notes to the Consolidated Financial Statements *(continued)*

## **(2) Significant accounting principles *(continued)***

### ***Use of estimates***

The preparation of financial statements requires management to make estimates and assumptions that affect the reported amounts of assets, liabilities, income and expense, and disclosure of contingencies. Future events occur which cause the assumptions used in arriving at the estimates to change. The effect of any changes in estimates will be recorded in the financial statements, when determinable. The actual results may ultimately differ from those estimates (e.g., vacation pay reserve, etc.).

The Group based its assumptions and estimates on the parameters available when the financial statements were prepared. However, the current circumstances and assumptions about future developments may change due to market changes or circumstances arising beyond the control of the Group. Such changes are reflected in the assumptions when they occur.

Any gain or loss arising on derecognition of the asset is calculated as the difference between the net disposal proceeds and the carrying amount of the item and is included in the statement of profit or loss in the year the item is derecognized.

The carrying values of property, plant and equipment are reviewed for impairment when events or changes in circumstances indicate the carrying value may not be recoverable. If any such indication exists and where the carrying values exceed the estimated recoverable amount, the assets or cash-generating units are written down to their recoverable amount. The recoverable amount of property, plant and equipment is the higher of an asset's net selling price and its value in use. In assessing the value in use, the estimated future cash flows are discounted to their present value using a pre-tax discount rate that reflects current market assessments of the time value of money and the risks specific to the asset. For an asset that does not generate largely independent cash inflows, the recoverable amount is determined for the cash-generating unit to which the asset belongs. Impairment losses are recognized in the statement of profit or loss.

An item of property, plant and equipment is derecognized upon disposal or when no future economic benefits are expected to arise from the continued use of the asset. Any gain or loss arising on derecognition of the asset (calculated as the difference between the net disposal proceeds and the carrying amount of the item) is included in the statement of profit or loss in the year the item is derecognized.

# Notes to the Consolidated Financial Statements *(continued)*

## **(2) Significant accounting principles *(continued)***

### ***Standards, amendments and interpretations issued and endorsed in the EU but not yet effective***

There are a number of standards, amendments to standards, and interpretations which have been issued by the IASB that are effective in future accounting periods that the Group has decided not to adopt early. Those which may be relevant to the Group are set out below:

- IAS 1 Presentation of Financial Statements and IFRS Practice Statement 2: Disclosure of Accounting policies - Amendments (IASB: effective for annual periods beginning on or after 1 January 2023)
- IAS 8 Accounting policies, Changes in Accounting Estimates and Errors: Definition of Accounting Estimates – Amendments (IASB: effective for annual periods beginning on or after 1 January 2023)
- IFRS 17 Insurance Contracts: Initial Application of IFRS 17 and IFRS 9 - Amendments (IASB: effective for annual periods beginning on or after 1 January 2023)

- IAS 1: Classification of Liabilities as Current or Non-current - Amendments (IASB: effective for annual periods beginning on or after 1 January 2023)
- IAS 12 Deferred tax related to Assets and Liabilities arising from a Single Transaction – Amendments (IASB: effective for annual periods beginning on or after 1 January 2023)

The Group is currently assessing the impact of these new accounting standards and amendments. The Group does not believe that the amendments in their present form, will have a material impact on the Group.

### ***Subsequent events***

Post-year-end events that provide additional information about the Group's position at the balance sheet date (adjusting events) are reflected in the financial statements. Post-year-end events that are not adjusting events are disclosed in the notes when material.



# Notes to the Consolidated Financial Statements *(continued)*

## (3) Net turnover

Net turnover - proceeds from the Group's major activity - retail sale of jewellery and watches without value added tax.

Turnover by country	2022 EUR	2021 EUR
Latvia	10 780 947	5 905 257
Estonia	1 241 510	605 614
Lithuania	814 452	-
<b>Total</b>	<b>12 836 909</b>	<b>6 510 871</b>

## (4) Cost of sales

	2022 EUR	2021 EUR
Cost of goods purchased	5 434 776	2 996 595
<b>Total</b>	<b>5 434 776</b>	<b>2 996 595</b>

## (5) Selling expenses

	2022 EUR	2021 EUR
Personnel costs	2 371 751	1 096 412
Depreciation of property, plant and equipment and intangible assets	1 566 090	898 757
Payment for services	331 060	304 869
Advertising expenses	453 385	233 054
Transport costs	131 336	13 351
Retail space rental & utilities (IFRS 16 adjustment)	223 046	(41 550)
Other selling expenses	121 138	96 159
<b>Total</b>	<b>5 197 806</b>	<b>2 601 052</b>

## Notes to the Consolidated Financial Statements *(continued)*

### (6) Administrative expenses

	2022 EUR	2021 EUR
Personnel costs	1 188 694	460 691
Bank charges	70 973	63 767
Professional services expenses	83 160	39 044
Office costs	114 085	32 717
Other administration costs	75 773	58 143
<b>Total</b>	<b>1 532 685</b>	<b>654 362</b>

### (7) Other operating income

	2022 EUR	2021 EUR
Received financial support	-	572 100
Revenue from foreign currency fluctuations	13 626	1 401
Other income	37 538	14 641
<b>Total</b>	<b>51 164</b>	<b>588 142</b>

## Notes to the Consolidated Financial Statements *(continued)*

### (8) Other operating costs

	2022 EUR	2021 EUR
Provisions for bad and doubtful debts	32 801	31 145
Loss from disposal and sale of fixed assets*	13 705	3 981
Donations	12 013	2 580
Other costs	32 684	6 918
<b>Total</b>	<b>91 203</b>	<b>44 624</b>

\* Information on profit or loss from disposal of long-term investment objects during the reporting year

Long-term investment object	Balance value at the moment of exclusion EUR	Alienation income EUR	Gross income or profit EUR	Profit or loss from the object's alienation
Object No. 1	837	908	71	71
Object No. 2	2 316	1 058	(1 258)	(1 258)
Object No. 3	12 518	-	(12 518)	(12 518)
<b>Total</b>	<b>15 671</b>	<b>1 966</b>	<b>(13 705)</b>	<b>(13 705)</b>

### (9) Income tax

	2022 EUR	2021 EUR
Current corporate income tax charge for the reporting year	(111)	(54)
Deferred corporate income tax due to changes in temporary differences	50 139	-
<b>Total</b>	<b>50 028</b>	<b>(54)</b>

# Notes to the Consolidated Financial Statements *(continued)*

## (10) Intangible assets

Long-term investment object	Concessions, patents, licences, trademarks and similar rights EUR	Goodwill EUR	Advance payments for intangible assets EUR	Total intangible assets EUR
<b>Acquisition value 31.12.2021</b>	<b>160 108</b>	<b>642 471</b>	<b>3 939</b>	<b>806 518</b>
Additions	52 261	-	9 499	61 760
Disposal	(1 483)	-	-	(1 483)
Reclassified	10 172	-	(10 172)	-
<b>Acquisition value 31.12.2022</b>	<b>221 058</b>	<b>642 471</b>	<b>3 266</b>	<b>866 795</b>
<b>Accumulated amortization 31.12.2021</b>	<b>29 808</b>	<b>-</b>	<b>-</b>	<b>29 808</b>
Amortization charge	42 296	-	-	42 296
Amortization of intangible assets that have been liquidated or reclassified	(543)	-	-	(543)
<b>Accumulated amortization 31.12.2022</b>	<b>71 561</b>	<b>-</b>	<b>-</b>	<b>71 561</b>
<b>Net book value 31.12.2021</b>	<b>130 300</b>	<b>642 471</b>	<b>3 939</b>	<b>776 710</b>
<b>Net book value 31.12.2022</b>	<b>149 497</b>	<b>642 471</b>	<b>3 266</b>	<b>795 234</b>

# Notes to the Consolidated Financial Statements *(continued)*

## (11) Fixed assets, investment properties, and right-of-use assets

Long-term investment object	Right-of-use assets EUR	Long-term investments in rented fixed assets EUR	Other fixed assets and inventory EUR	Costs of the establishment of fixed assets and unfinished building objects EUR	Advance payments for fixed assets EUR	Total fixed assets EUR
<b>Acquisition value 31.12.2021</b>	<b>3 823 453</b>	<b>511 696</b>	<b>1 006 448</b>	<b>57 946</b>	<b>12 850</b>	<b>5 411 720</b>
Additions	2 352 904	452 244	563 104	247 463	104 151	3 719 867
Disposal	-	(8 803)	(34 461)	(2 968)	-	(46 232)
Reclassified	-	126 162	(7 264)	(118 897)	(111 977)	(111 976)
<b>Acquisition value 31.12.2022</b>	<b>6 176 357</b>	<b>1 081 299</b>	<b>1 527 154</b>	<b>183 544</b>	<b>5 024</b>	<b>8 973 379</b>
<b>Accumulated depreciation 31.12.2021</b>	<b>1 118 871</b>	<b>149 769</b>	<b>277 380</b>	<b>-</b>	<b>-</b>	<b>1 545 347</b>
Depreciation charge	1 105 774	173 744	247 268	-	-	1 526 786
Depreciation of fixed assets that have been liquidated or reclassified	-	11 616	(33 874)	-	-	(22 258)
<b>Accumulated depreciation 31.12.2022</b>	<b>2 224 645</b>	<b>335 129</b>	<b>490 774</b>	<b>-</b>	<b>-</b>	<b>3 049 875</b>
<b>Net book value 31.12.2021</b>	<b>2 704 582</b>	<b>361 927</b>	<b>729 068</b>	<b>57 946</b>	<b>12 850</b>	<b>3 866 373</b>
<b>Net book value 31.12.2022</b>	<b>3 951 713</b>	<b>746 170</b>	<b>1 037 053</b>	<b>183 544</b>	<b>5 024</b>	<b>5 923 504</b>



## Notes to the Consolidated Financial Statements *(continued)*

### (12) Trade receivables

	31.12.2022 EUR	31.12.2021 EUR
Trade receivables carrying amount	397 947	212 320
Allowance for expected credit loss	(63 946)	(31 145)
<b>Total</b>	<b>334 001</b>	<b>181 175</b>

### (13) Other receivables

	31.12.2022 EUR	31.12.2021 EUR
Guarantee deposits	89 528	179 272
Other debtors	2 489	303 653
<b>Total</b>	<b>92 017</b>	<b>482 925</b>

### (14) Cash

	31.12.2022 EUR	31.12.2021 EUR
Cash in bank accounts (EUR)	1 327 836	649 136
Cash on hand	150 727	44 555
<b>Total</b>	<b>1 478 563</b>	<b>693 691</b>

### (15) Share capital

On 31 December 2022, the share capital has been fully paid.  
It consists of 10 000 001 shares with the nominal value of EUR 0.1 each.

## Notes to the Consolidated Financial Statements *(continued)*

### (16) Lease liabilities

	<b>31.12.2022</b> <b>EUR</b>	<b>31.12.2021</b> <b>EUR</b>
Discounted lease liabilities at the beginning of the year	2 820 315	2 488 978
New contracts during the reporting period	2 352 905	919 717
Terminated contracts during the reporting period	-	-
Minus: Rental costs determined during the reporting period	(1 221 293)	(704 113)
Plus: Lease interest expense during the reporting period	186 612	115 733
<b>Lease liabilities at the end of the year</b>	<b>4 138 539</b>	<b>2 820 315</b>
Long - term part of lease liabilities (from 1 year to 5 years)	2 769 353	1 965 409
Short - term part of lease liabilities	1 369 186	854 906
	<b>4 138 539</b>	<b>2 820 315</b>

Lease commitments include the lease of retail space and cars. In 2022 the Group had 64 active lease agreement for premises and three operative leasing agreements for cars. In accordance with the Group's policy, it applies IFRS 16 Leases.

## Notes to the Consolidated Financial Statements *(continued)*

### (17) Bonds

Long-term loans (from 1 to 5 years)	% rate	Due date	31.12.2022 EUR	31.12.2021 EUR
Subordinated bonds <sup>1</sup>	6%	30.11.2026	3 720 300	2 602 880
Secured bonds <sup>2</sup>	6%	30.04.2024	2 986 826	2 837 576
Secured bonds <sup>3</sup>	3M EURIBOR+6%	31.07.2025	2 095 965	-
<b>Total</b>			<b>8 803 091</b>	<b>5 440 456</b>

<sup>1</sup> On November 30, 2021, GIVEN Jewellery AS issued subordinated bonds, which enables to attract financing in the amount of five million euros. The annual interest rate of the issues is 6% and their maturity is 5 years. As at December 31, 2021 the Group has raised a total of EUR 2 603 000. According to IAS 9, bonds are shown at amortized cost applying effective interest rate of 6.18%.

<sup>2</sup> On November 2, 2021 the Parent Company issued secured bonds in the amount of three million euros. The annual interest rate of the issues is 6% and their maturity is 2.5 years. All the property belonging to SIA GIVEN Latvia as a joint property at the time of the pledge, as well as the subsequent components of the joint property, establishing a first-order commercial pledge on it, have been pledged in 2021 in favor of ZAB VILGERTS SIA, Registration No. 40203309933 as a collateral for bonds issued by GIVEN Jewellery AS (ISIN: LV0000860054). As at December 31, 2022 the Group has raised a total of EUR 3 000 000. According to IAS 9, loans against bonds are shown at amortized cost applying effective interest rate of 7.34%.

<sup>3</sup> On July 8, 2022 the Parent Company issued secured bonds in the amount of four million euros. The annual interest rate of the issues is 3M EURIBOR+6% and their maturity is 3 years. All the property belonging to SIA GIVEN Latvia as a joint property at the time of the pledge, as well as the subsequent components of the joint property, establishing a first-order commercial pledge on it, have been pledged in 2022 in favor of ZAB VILGERTS SIA, Registration No. 40203309933 as a collateral for bonds issued by GIVEN Jewellery AS (ISIN: LV0000870104). As at December 31, 2022 the Group has raised a total of EUR 2 200 000. According to IAS 9, loans against bonds are shown at amortized cost applying effective interest rate of 10.15%.

# Notes to the Consolidated Financial Statements *(continued)*

## (18) Taxes and State mandatory social insurance payments

	31.12.2022 EUR	31.12.2021 EUR
Value added tax	440 719	193 189
Personal income tax	45 973	35 368
Social contributions	95 970	76 096
Corporate income tax	1 810	7 481
Risk duty	53	43
Natural resources tax	99	167
<b>Total</b>	<b>584 624</b>	<b>312 344</b>

<b>Including</b>	31.12.2022 EUR	31.12.2021 EUR
Tax debt	584 624	312 344

## (19) Other liabilities

<b>Short-term other creditors</b>	31.12.2022 EUR	31.12.2021 EUR
Wages and salaries	283 952	151 654
Settlements with other creditors	25 654	17 362
<b>Total short-term other creditors</b>	<b>309 606</b>	<b>169 016</b>

## (20) Accrued liabilities

	31.12.2022 EUR	31.12.2021 EUR
Accrued vacation pay	149 577	105 892
Accrued liabilities for employee bonuses	49 384	16 855
Accrued interest expense	8 018	24 869
Accrued liabilities to suppliers	33 325	43 722
<b>Total</b>	<b>240 304</b>	<b>191 338</b>

# Notes to the Consolidated Financial Statements *(continued)*

## (21) Deferred tax assets

	31.12.2022 EUR	31.12.2021 EUR
Deferred tax assets	50 139	-
<b>Total</b>	<b>50 139</b>	<b>-</b>

A deferred tax asset has been recognized in UAB "GIVEN Lithuania". Based on five-year business plan the Group believes that the tax asset arising from tax losses will be utilized in the nearest few years against future profits.

## (22) Transactions with related parties

Related party	Services rendered and goods sold 2022 EUR	Services rendered and goods purchased 2022 EUR	Amounts owed by related parties 31.12.2022 EUR	Payables to related parties 31.12.2022 EUR
SIA Grenardi	142 070	1 310 769	27 221	617 580
Other	37 387	112 391	55 727	3 196
<b>Total</b>	<b>179 457</b>	<b>1 423 160</b>	<b>82 948</b>	<b>620 776</b>

Transactions are made at market prices

## (23) Average number of employees

	2022 EUR	2021 EUR
Members of the Board	1	1
Other employees	194	112
<b>Average number of employees</b>	<b>195</b>	<b>113</b>

## (24) Information on the payments for members of the council and the board

Members of the Board and Council of the Group do not receive remuneration for the work performed.

# Notes to the Consolidated Financial Statements *(continued)*

## **(25) Information on issued guarantees, warranties, and other possible liabilities and pledged assets**

In 2022, all the property belonging to SIA "GIVEN Latvia" as an aggregation of the property at the time of pledging, as well as the future components of the aggregation of the property, have been pledged in favor of ZAB "VILGERTS" SIA, registration no. 40203309933, registered as a first-order commercial pledge as a collateral for bonds issued by the parent company AS "GIVEN Jewellery", registration number 40203279291 (ISIN: LV0000860054 and ISIN: LV0000870104), as well as the second, third and fourth-order commercial pledge is registered on the same collateral in favor of Signet Bank AS, registration no. 40003076407 to secure the guarantees issued by Signet Bank AS to the lessors of retail premises of SIA GIVEN Latvia, OU GIVEN Estonia and UAB GIVEN Lithuania (See Note 17).

All the property belonging to OÜ GIVEN Estonia and UAB GIVEN Lithuania as an aggregation of the property

at the time of pledging, as well as the future components of the aggregation of the property, have been pledged in favor of ZAB "VILGERTS" SIA, registration no. 40203309933, registered as a first-order commercial pledge as a collateral for bonds (ISIN: LV0000870104) issued by AS "GIVEN Jewellery", registration number 40203279291 (See Note 17).

In 2022, OÜ GIVEN Estonia, SIA GIVEN Latvia and UAB GIVEN Lithuania have valid guarantee obligations to the owners of EUR 3 000 000 (three million euros) Secured Notes (ISIN: LV0000860054) and EUR 4 000 000 (four million euros) Secured Notes (ISIN: LV0000870104) issued by AS GIVEN Jewellery, registration number 40203279291, for the fulfilment of obligations towards creditors under the notes in accordance with the terms of the issue, guaranteeing the repayment of the debt (See Note 17).

---

## **(26) Information on lease and rent agreements, that have important influence on company's activity**

The Group's shops are located in rented premises. The Group has entered into long-term lease agreements with shopping centers. At the end of the year the Company has 64 long-term lease agreements with shopping centers.

# Notes to the Consolidated Financial Statements *(continued)*

## (27) Share based payment reserve

In 2022 employees working for the Group have entered a share option agreements with AS GIVEN Jewellery. According to the regulations, the conditional increase of the share capital cannot exceed EUR 41 666.5 or 4% of the share capital registered at the time of the conclusion of the agreement. In 2022, 95% of the stock options for distribution of GIVEN Jewellery AS were granted.

Employees of subsidiaries in Estonia and Lithuania have entered into a share option agreement with OÜ GIVEN Estonia and UAB GIVEN Lithuania respectively. The option plan concerns maximum of 4% of the Subsidiaries' voting Shares of the same category as AS GIVEN Jewellery

owns. In 2022 in both subsidiaries 50% of the stock options were granted.

The aim of the share based options is to retain employees and increase their motivation through possibility to directly benefit from the growth in value of the company. The vesting conditions for employees is mainly performance based.

Employee stock options are granted free of charge to employees with management responsibilities. The exercise price of the share options is equal to the nominal price of the underlying shares. According to vesting conditions and estimates, the vesting period will start in 2025.

## (28) Commitments and Contingencies

There are covenants in the prospectus for the senior secured bonds issued (ISIN: LV0000860054 and ISIN: LV0000860104). According to the prospectus, the Group shall comply with the following financial covenants:

- a) To maintain consolidated Interest Coverage Ratio of at least 2x (two times), calculated for the Relevant Period at the end of each quarter.
- b) To maintain consolidated Capitalization Ratio at least 30% (thirty per cent) calculated for the Relevant Period at the end of each quarter.
- c) To maintain Inventory Coverage Ratio for the Collateral Provider of at least 1.4x (one point four times), calculated for the Relevant Period at the end of each quarter.

The Relevant Period means each period of 12 (twelve) consecutive calendar months, fixed at the end of each calendar quarter.

During the reporting period the Group complied with all covenants as per prospectus.

The covenants are fulfilled with the following ratios:

- a) 3.3
- b) 31.0%
- c) 1.9

# Notes to the Consolidated Financial Statements (*continued*)

## (29) Risk management

The Group's activities expose it to a variety of financial risks: foreign currency risk, interest rate risk, liquidity risk, credit risk and capital risk.

### *Foreign currency risk*

The Group's financial assets and liabilities, which are exposed to foreign currency risk, comprise cash and cash equivalents, trade receivables, trade payables, as well as current and non-current borrowings. The Group is mainly exposed to foreign currency risk of the US dollar (USD).

### *Interest rate risk*

Interest rate risk arises from changes in interest rates that affect the Group's net profit and future cash flows. The Group's policy is to ensure that the majority of its borrowings are at a fixed rate. The interest rate payable on the Group's borrowings is disclosed in Note 17.

### *Liquidity risk*

Liquidity risk is related to the Group's ability to meet short-term and long-term liabilities in a timely manner. The Group manages its liquidity risk by arranging an adequate amount of capital in form of debt or equity, keeping adequate cash reserves, planning the repayment terms of trade receivables, and developing and analysing future cash flows.

### *Credit risk*

The Group is exposed to credit risk through its trade receivables, issued current loans, as well as cash and cash equivalents.

Receivables of the Group consist mainly of receivables from clients and guarantee deposits. The Group manages its credit risk by continuously assessing the credit history of customers and assigning credit terms on an individual basis. In addition, receivable balances are monitored on an ongoing basis to ensure that the Group's exposure to bad debts is minimised.

The credit risk on cash and cash equivalents is limited because the counterparties are banks and payment systems. To spread the credit risk, the Group deposits its cash reserves with different banks.

### *Capital risk*

The Group aims to maintain an optimal capital and funding structure that ensures the lowest cost of capital available to the Group. Capital risk is monitored via Capitalization Ratio, which is calculated as the Adjusted Equity to the Group's consolidated assets. The Group monitors equity capital on the basis of the capitalization ratio as defined in Bond prospectus, which as at December 31, 2022 was 31% (see Note 28).



# Notes to the Consolidated Financial Statements *(continued)*

## (30) Risk management

After the Russia's invasion of Ukraine commenced on 24 February 2022, there is still an uncertainty of impact on future development of the worldwide economic and political situation, including availability of resources, inflation and the purchasing power of citizens. The Company is aware that significant risks of inflation, energy supply and new geopolitical upheavals will remain in 2023. The Company has taken these risks into account when developing its development strategy for 2023.

In the period from the last day of the reporting year to the date of signing these financial statements, there have been no other events that would result in adjustments to these financial statements or that should be explained in these financial statements.

---

## (31) Going concern

The financial statements are prepared with the assumption that the Group will continue as a going concern.

**Ģirts Rudzītis**

Member of the Board

.....  
*signature*

**Lilija Adejeva**

Chief Accountant

.....  
*signature*

## INDEPENDENT AUDITORS' REPORT

Grant Thornton Baltic Audit SIA  
Blaumaņa str. 22  
LV-1011 Rīga  
Latvia

**To the shareholder of “GIVEN Jewellery” AS**

T +371 6721 7569  
E info@lv.gt.com  
www.grantthornton.lv

*Our Opinion on the Consolidated Financial Statements*

We have audited the accompanying consolidated financial statements of AS “GIVEN Jewellery” (“the Company”) and its subsidiaries (“the Group”) set out on pages 11 to 42 of the accompanying consolidated Annual Report, which comprise:

- the consolidated statement of financial position as at 31 December 2022,
- the consolidated statement of comprehensive statement for the year then ended,
- the consolidated statement of changes in equity for the year then ended,
- the consolidated statement of cash flows for the year then ended, and
- the notes to the consolidated financial statements, which include a summary of significant accounting policies and other explanatory notes.

**In our opinion, the accompanying consolidated financial statements give a true and fair view of the consolidated financial position of SIA “GIVEN Jewellery” and its subsidiaries as at 31 December 2022, and of its consolidated financial performance and its consolidated cash flows for the year then ended in accordance with International Financial Reporting Standards as endorsed by European Union (hereinafter IFRS).**

### *Basis for Opinion*

In accordance with the Law on Audit Services of the Republic of Latvia we conducted our audit in accordance with International Standards on Auditing adopted in the Republic of Latvia (ISAs). Our responsibilities under those standards are further described in the Auditor’s Responsibilities for the Audit of the Consolidated Financial Statements section of our report.

We are independent of the Group in accordance with the International Ethics Standards Board for Accountants International Code of Ethics for Professional Accountants (including International Independence Standards) and independence requirements included in the Law on Audit Services of the Republic of Latvia that are relevant to our audit of the financial statements in the Republic of Latvia. We have also fulfilled our other professional ethics responsibilities and objectivity requirements in accordance with the International Code of Ethics for Professional Accountants (including International Independence Standards) and Law on Audit Services of the Republic of Latvia.

We believe that the audit evidence we have obtained is sufficient and appropriate to provide a basis for our opinion.

### *Reporting on Other Information*

The Group’s management is responsible for the other information. The other information comprises:

- Information about the Group, as set out on page 3 of the accompanying consolidated Report,
- the Management Report, as set out on page 5 to 8 of the accompanying consolidated Annual Report.

Our opinion on the consolidated financial statements does not cover the other information included in the Annual Report, and we do not express any form of assurance conclusion thereon, except as described in the Other reporting responsibilities in accordance with the legislation of the Republic of Latvia section of our report.

In connection with our audit of the consolidated financial statements, our responsibility is to read the other information and, in doing so, consider whether the other information is materially inconsistent with the consolidated financial statements or our knowledge obtained in the audit or otherwise appears to be materially misstated.

If, based on the work we have performed and in light of the knowledge and understanding of the Group and its environment obtained in the course of our audit, we conclude that there is a material misstatement of this other information, we are required to report that fact. We have nothing to report in this regard.

*Other reporting responsibilities in accordance with the legislation of the Republic of Latvia*

In addition, in accordance with the Law on Audit Services of the Republic of Latvia with respect to the Management Report, our responsibility is to consider whether the Management Report is prepared in accordance with the requirements of the 'Law On the Annual Reports and Consolidated Annual Reports' of the Republic of Latvia.

Based solely on the work required to be undertaken in the course of our audit, in our opinion:

- the information given in the Management Report for the financial year for which the consolidated financial statements are prepared is consistent with the consolidated financial statements; and
- the Management Report has been prepared in accordance with the requirements of the 'Law On the Annual Reports and Consolidated Annual Reports' of the Republic of Latvia.

*Responsibilities of Management and Those Charged with Governance for the Consolidated Financial Statements*

The management is responsible for the preparation of a financial statement giving a true and fair view in accordance with the International Financial Reporting Standards, as endorsed by the European Union, and for such internal control as management determines is necessary to enable the preparation of financial statements that are free from material misstatement, whether due to fraud or error.

In preparing the consolidated financial statements, management is responsible for assessing the Group's ability to continue as a going concern, disclosing, as applicable, matters related to going concern and using the going concern basis of accounting unless management either intends to liquidate the Group or to cease operations, or has no realistic alternative but to do so.

Those charged with governance are responsible for overseeing the Group's financial reporting process.

*Auditor's Responsibility for the Audit of the Consolidated Financial Statements*

Our objectives are to obtain reasonable assurance about whether the consolidated financial statements as a whole are free from material misstatement, whether due to fraud or error, and to issue an auditor's report that includes our opinion. Reasonable assurance is a high level of assurance, but is not a guarantee that an audit conducted in accordance with ISAs will always detect a material misstatement when it exists. Misstatements can arise from fraud or error and are considered material if, individually or in the aggregate, they could reasonably be expected to influence the economic decisions of users taken on the basis of these consolidated financial statements.

As part of an audit in accordance with ISAs, we exercise professional judgment and maintain professional skepticism throughout the audit. We also:

- Identify and assess the risks of material misstatement of the consolidated financial statements, whether due to fraud or error, design and perform audit procedures responsive to those risks, and obtain audit evidence that is sufficient and appropriate to provide a basis for our opinion. The risk of not detecting a material misstatement resulting from fraud is higher than for one resulting from error, as fraud may involve collusion, forgery, intentional omissions, misrepresentations, or the override of internal control.
- Obtain an understanding of internal control relevant to the audit in order to design audit procedures that are appropriate in the circumstances, but not for the purpose of expressing an opinion on the effectiveness of the Group's internal control.
- Evaluate the appropriateness of accounting policies used and the reasonableness of accounting estimates and related disclosures made by management.
- Conclude on the appropriateness of management's use of the going concern basis of accounting and, based on the audit evidence obtained, whether a material uncertainty exists related to events or conditions that may cast significant doubt on the Group's ability to continue as a going concern. If we conclude that a material uncertainty exists, we are required to draw attention in our auditor's report to the related disclosures in the consolidated financial statements or, if such disclosures are inadequate, to modify our opinion. Our conclusions are based on the audit evidence obtained up to the date of our auditor's report. However, future events or conditions may cause the Group to cease to continue as a going concern.

- Evaluate the overall presentation, structure and content of the consolidated financial statements, including the disclosures, and whether the consolidated financial statements represent the underlying transactions and events in a manner that achieves a fair presentation.
- Obtain sufficient appropriate audit evidence regarding the financial information of the entities or business activities within the Group to express an opinion on the consolidated financial statements. We are responsible for the direction, supervision and performance of the group audit. We remain solely responsible for our audit opinion.

We communicate with those charged with governance regarding, among other matters, the planned scope and timing of the audit and significant audit findings, including any significant deficiencies in internal control that we identify during our audit.

SIA „Grant Thornton Baltic Audit”  
License No. 183

Raivis Irbītis  
Member of the Board  
Sworn auditor  
Certificate No. 205

THIS DOCUMENT IS ELECTRONICALLY SIGNED WITH A SECURE ELECTRONIC SIGNATURE AND  
CONTAINS TIME STAMP



**G I V E N**

[www.givenjewellery.com](http://www.givenjewellery.com)

Latvia, 2023