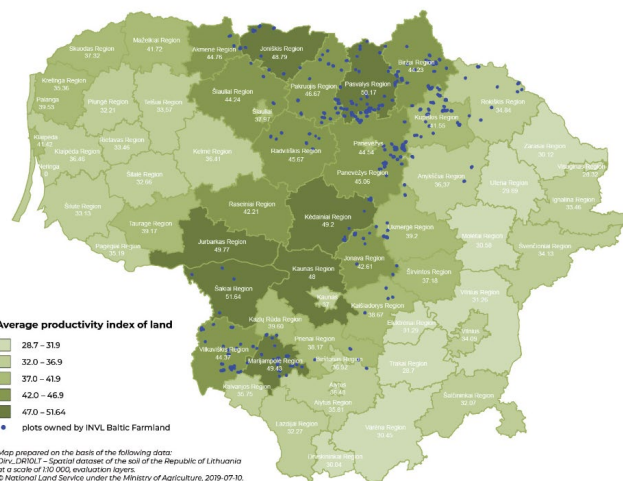


INVL Baltic Farmland, AB was established on 29 April 2014 on the basis of a part of assets split-off from one of the leading asset management groups in the Baltic region Invalda INVL.

INVL Baltic Farmland manages shares of companies investing into agricultural land. INVL Baltic Farmland has 100% in 18 companies owning approximately 3 thousand hectares of agricultural land in Lithuania.

Companies - land owners and joint-stock company INVL Baltic Farmland, on 30 June 2015 have signed a Basic Property Administration Agreement with INVL Farmland Management which administrates agricultural land owned by the companies in order to ensure steady growth of income for the shareholders and the value of the land. On 28 December 2020 the Agreement's Amendment was concluded, based on which the term of the Basic Property Administration Agreement was extended until 31 December 2025.

Shares of INVL Baltic Farmland are listed on Nasdaq Vilnius stock exchange Secondary list since 4 June 2014.



The land plots which the company owns are in the most productive regions of Lithuania. They're indicated in blue

Main characteristics of INVL Baltic Farmland shares admitted to trading

| | |
|---|-----------------------------------|
| Shares issued and total voting rights granted by the issued shares, units | 3,291,549 |
| Number of votes for the quorum of the General Shareholders Meeting, units | 3,228,510 |
| Nominal value for one share, EUR | 0.29 |
| Total nominal value, EUR | 954,549.21 |
| ISIN code | LT0000128753 |
| Exchange, List | AB Nasdaq Vilnius, Secondary list |

The Board of INVL Baltic Farmland (term of office 2022-2026) and the Manager (director)



Alvydas Banys

25+


years in the Baltic private equity and asset management market



Indrė Mišeikytė

10+

years direct experience in the Baltic private equity market



Tomas Bubinas

25+

years experience in the Baltic finance and audit market

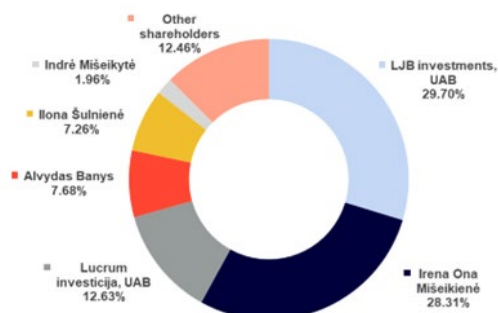


Eglė Surplienė

25+

experience in the Baltic securities market

INVL Baltic Farmland shareholders with over 5% of the authorized capital and / or votes and votes held by the Company's managers as of 30 September 2024



EUR 6.35

Share price as of 30 September 2024.

EUR 20.501 mln.

Capitalisation as of 30 September 2024.

For more information please visit:
<https://invlbalticfarmland.com/en/>

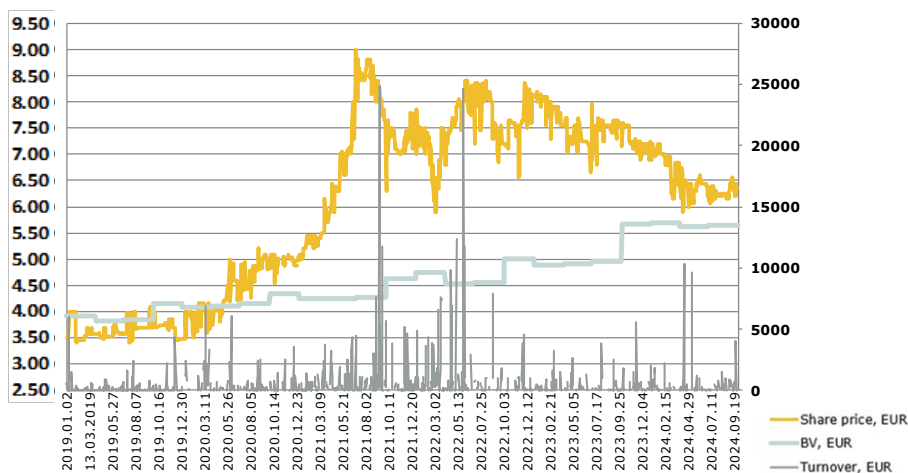


| | 30-09-2022 | 30-09-2023 | 30-09-2024 |
|---|------------------------------|------------------------------|------------------------------|
| Book value of land, EUR thousand | 16,520 | 18,092 | 20,756 |
| Cash, EUR thousand | 219 | 163 | 181 |
| Other assets, EUR thousand | 265 | 219 | 209 |
| Consolidated equity, EUR thousand | 14,747 | 15,966 | 18,250 |
| Deferred income tax liabilities, EUR thousand | 1,786 | 2,014 | 2,425 |
| Deferred revenue, EUR thousand | 177 | 189 | 200 |
| Other liabilities, EUR thousand | 294 | 305 | 271 |
| Controlled cultivated cropland area, thousand ha | 3 | 3 | 3 |
| Average rental income per hectare, EUR | 239 | 256 | 272 |
| Book value of one share (BV), EUR* | 4.57 | 4.95 | 5.65 |
| Dividend yield, %* | 3.3 | 2.0 | 1.9 |
| Profit (loss), EUR thousand | 01.01.2022-30.09.2022 | 01.01.2023-30.09.2023 | 01.01.2024-30.09.2024 |
| Revenue | 535 | 569 | 605 |
| (Allowance for) reversal of impairment of trade receivables | - | (3) | (10) |
| Profit before tax | 677 | 353 | 405 |
| Net profit | 580 | 315 | 344 |

*The Company publishes Alternative performance measures (AVR), that are in use of the Company, provides indicators definitions and calculation formulas. All the information is disclosed in the Company's web site section „Investor relations“ → „Financial information and reports“ → „Indicator formulas“. The link is provided: <https://invlbalticfarmland.com/en/investor-relations/financial-information-and-reports/>.

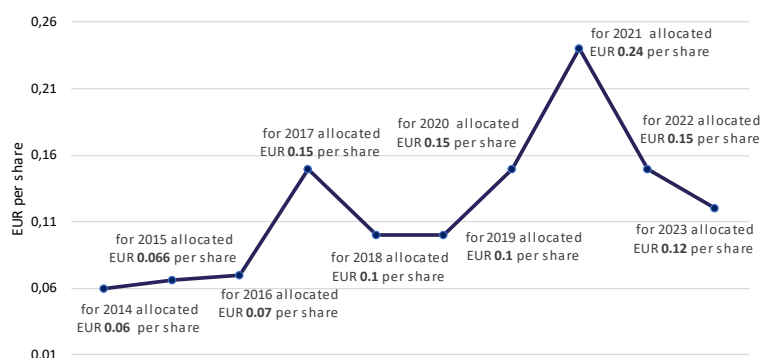
Historical relation between share price and BV, %

Share price Premium/discount vs BV, %



| | |
|-------------------|------|
| 31 March 2022 | 43.2 |
| 30 June 2022 | 80.6 |
| 30 September 2022 | 57.5 |
| 31 December 2022 | 62.0 |
| 31 March 2023 | 54.7 |
| 30 June 2023 | 42.3 |
| 30 September 2023 | 50.5 |
| 31 December 2023 | 27.0 |
| 31 March 2024 | 12.3 |
| 30 June 2024 | 13.9 |
| 30 September 2024 | 12.4 |

INVL Baltic Farmland, AB schedule of dividends allocated per share since the beginning of the Company's operations



In 2018 the General Shareholders Meeting of the Company approved the new Dividend Payment Policy. According to the Policy, it is decided to allocate EUR 0.10 dividend per share.

The Annual General Shareholders Meeting of the Company held on 10 April 2024 approved to allocate a dividend of EUR 0.12 per share for the year 2023. The dividends for the year 2023 were paid from 10 May 2024.

For more information please visit: <https://invlbalticfarmland.com/en/>