

# Preliminary results of Invalda AB group for the first quarter of 2008

30.05.2008 Vilnius

# Table of contents

---

- About Invalida AB
- Group of the companies
- Significant events
- Financial results
- Shares information
- Shareholders structure
- Trading in shares
- Governance

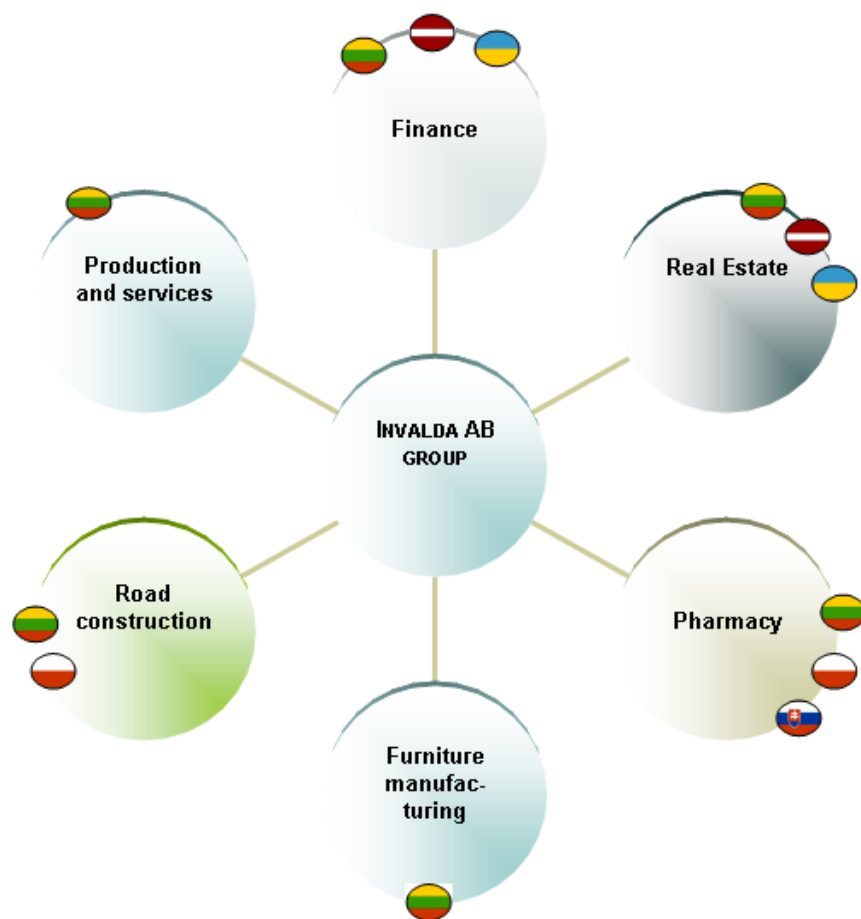


# About Invalda AB

- Invalda AB is a financial group oriented to asset management, also investment and private banking.
- Historically, Invalda AB is a company actively managing its investments by:
  - acquiring and restructuring businesses;
  - introducing modern management and financial management methods;
  - receiving income from managed companies and/or exiting businesses and providing high return to shareholders of the company;
  - diversifying risk.
- The activities of the group are developed in Lithuania, Latvia, Poland, Ukraine, Slovakia, and other European countries.



# Group of companies



# Significant events (1)

- On 02.01.2008 Bankas Finasta AB was registered in the Register of Legal Entities. On 15.05.2008 the Board of the Bank of Lithuania issued the bank licence for the company. The bank providing investment and private banking services should start its activity in the autumn of 2008.
- On 10.01.2008 Invalda AB completed the deal of 97.99% Hidroprojektas UAB shares sale. The shares for the price of 8.6 mLTL were sold to Swedish company SWECO BKG LSPI.
- On 13.03.2008 Invalda completed the deal of 100% Valmeda AB, the company managing 2 hotels in Vilnius: Holiday Inn Vilnius and Ecotel Vilnius, shares sale. The shares for the price of 68.5 mLTL were sold to the hotel division of the London based company the Triangle Group.



## Significant events (2)

- o Regarding the influence of Valmeda AB shares sale deal in March 2008, the forecasts of Invalda AB group for 2008 were revised. The forecasted net consolidated profit of Invalda AB group for 2008 is 127 mLTL, the part of net profit attributable to the shareholders of the company should equal 121.8 mLTL.
- o The consolidated profit before taxes for the first quarter of 2008 of Sanitas AB group was 11.9 mLTL, net profit amounted to 10.3 mLTL, EBITDA - 30.0 mLTL. Sales of the group totalled to 96.7 mLTL.
- o Vilniaus baldai AB experienced the loss of 1.9 mLTL.



# Significant events (3)

- From 02.04.2008 shares of Agrowill Group AB are listed in the Main List of Vilnius Stock Exchange.
- In April 2008, the Board and major shareholders of Sanitas AB have initiated a review of the company's strategic options to explore ways to enhance shareholders value.
- **On 28.04.2008 the Board of Invalda AB approved the new group's operating strategy to concentrate group's activity into 2 fields: asset management also private and investment banking.**
- On 30.04.2008 the General Meeting of Invalda AB shareholders adopted the decision to allot 12.77 mLTL dividends (0.30 LTL per share).



# Significant events (4)

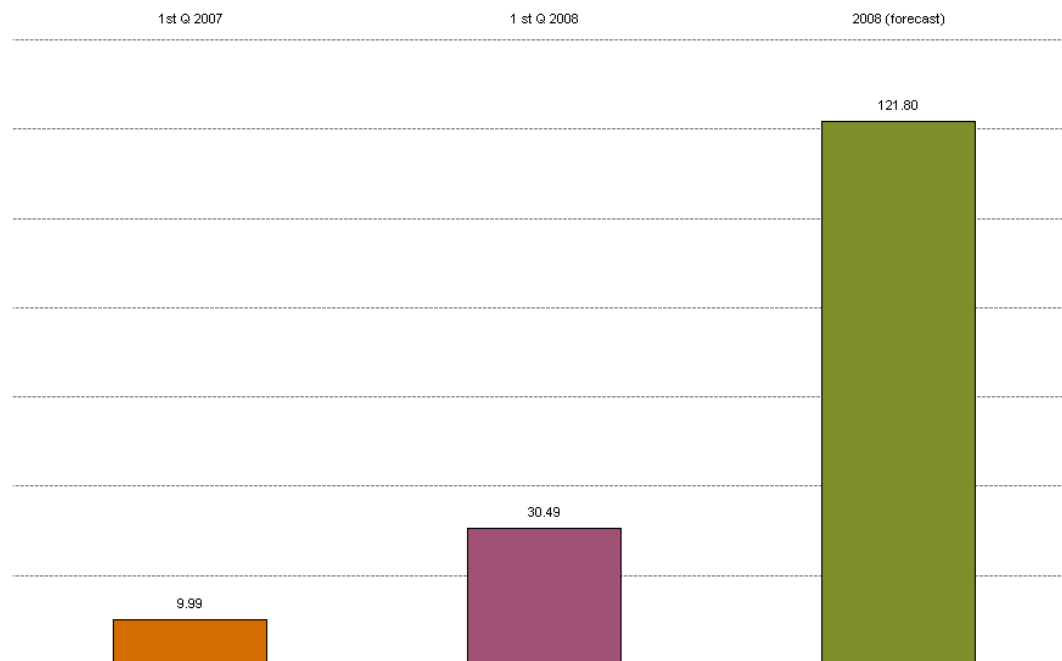
- On 16.05.2008 Invalda AB signed the agreement with Akciju komercbanka Baltikums (Latvia) regarding the acquisition of 100% shares of investment management company Baltikums Asset Management (Latvia) and sale of 100% shares of investment management company Finasta Asset Management (Latvia).





# Financial results (1)

Consolidated net profit attributable to the holders of the parent company, mLTL



| LTL thousand                                                        | Group         |              |                | Company    |            |         |
|---------------------------------------------------------------------|---------------|--------------|----------------|------------|------------|---------|
|                                                                     | 1st Q 2008    | 1st Q 2007   | change         | 1st Q 2008 | 1st Q 2007 | change  |
| Profit before taxes                                                 | 31,620        | 17,267       | 83.12%         | 69,345     | 14,041     | 393.88% |
| Net profit                                                          | 29,723        | 12,903       | 130.36%        | 68,687     | 14,041     | 389.19% |
| <b>Net profit attributable to the holders of the parent company</b> | <b>30,494</b> | <b>9,992</b> | <b>205.18%</b> | -          | -          | -       |



# Financial results (2)

## Group sectors' net profit attributable to Invalda AB

| L TLmillion             | 1st Q 2008 | 1st Q 2007 | difference | 2008<br>(forecast) |
|-------------------------|------------|------------|------------|--------------------|
| Real estate             | 8.4        | 0.2        | 8.2        | 45.0               |
| Finance                 | -4.1       | 9.7        | -13.8      | 7.6                |
| Furniture manufacturing | -1.6       | -0.6       | -1.0       | 3.9                |
| Pharmacy                | 4.4        | 2.2        | 2.2        | 26.6               |
| Road construction       | -6.0       | -3.7       | -2.3       | 13.3               |
| Hotel management        | 30.6       | -0.2       | 30.8       | -                  |
| Production and services | 5.0        | 5.4        | -0.4       | 2.5                |

### Notes:

- The results of Valmeda AB and Hidroprojektas UAB shares sale deals are incorporated into the results of hotel management sector as well as production and services sector.
- Regarding the revised data of some companies the result of finance sector for the 1<sup>st</sup> quarter differs from the announced earlier, which was the loss of 3.9 mLTL.



# Financial results (3)

## Items of balance sheet

| L TL thousand                                                                         | Group      |            |          | Company    |            |          |
|---------------------------------------------------------------------------------------|------------|------------|----------|------------|------------|----------|
|                                                                                       | 31.03.2008 | 31.12.2007 | change   | 31.03.2008 | 31.12.2007 | change   |
| Non - current assets                                                                  | 845,743    | 837,394    | 1.00%    | 413,374    | 405,376    | 1.97%    |
| Current assets                                                                        | 255,888    | 279,464    | -8.44%   | 125,667    | 110,065    | 14.18%   |
| Non current assets classified as held for sale                                        | 0          | 87,669     | -100.00% | 0          | 10,079     | -100.00% |
| Equity                                                                                | 339,605    | 305,200    | 11.27%   | 247,998    | 179,311    | 38.31%   |
| Equity attributable to the equity holders of the parent company                       | 333,578    | 299,144    | 11.51%   | -          | -          | -        |
| Minority interest                                                                     | 6,027      | 6,056      | -0.48%   | -          | -          | -        |
| Non - current liabilities                                                             | 300,478    | 307,428    | -2.26%   | 60,193     | 78,589     | -23.41%  |
| Current liabilities                                                                   | 461,548    | 536,731    | -14.01%  | 230,850    | 267,620    | -13.74%  |
| Liabilities directly associated with non - current assets classified as held for sale | 0          | 55,168     | -100.00% | -          | -          | -        |



# Financial results (4)

## Ratios

|                                    | Group |       | Company |       |
|------------------------------------|-------|-------|---------|-------|
|                                    | 2008  | 2007  | 2008    | 2007  |
| Return on average equity (ROAE), % | 38.56 | 25.18 | 128.59  | 53.31 |
| Debt ratio                         | 0.69  | 0.75  | 0.54    | 0.66  |
| Debt - equity ratio                | 2.24  | 2.95  | 1.17    | 1.93  |
| Liquidity ratio                    | 0.55  | 0.62  | 0.54    | 0.45  |
| Earnings per share (EPS), LTL      | 2.87  | 1.78  | 6.45    | 1.96  |
| Price - earnings ratio (P/E)       | 5.04  | 9.63  | 2.24    | 8.75  |

## Methodology of calculations

Return on average equity (ROAE) \* = net profit / (equity at the beginning of a time period + equity at the end of a time period) / 2

Debt ratio = total liabilities / total assets

Debt - equity ratio = total liabilities / equity

Liquidity ratio = current assets / current liabilities

Earnings per share (EPS) \*\* = net profit / average share amount

Price - earnings ratio (P/E) = share price at the end of a time period / EPS

\* Calculating group ratios, the ratios of equity and net profit attributable to holders of the parent company, are used

\*\* Calculating group ratios, the ratio of net profit attributable to holders of the parent company, is used

**Calculating profitability ratios, the actual data was used for the year 2007, for the year 2008 - the data of the first quarter is 4 times multiplied**

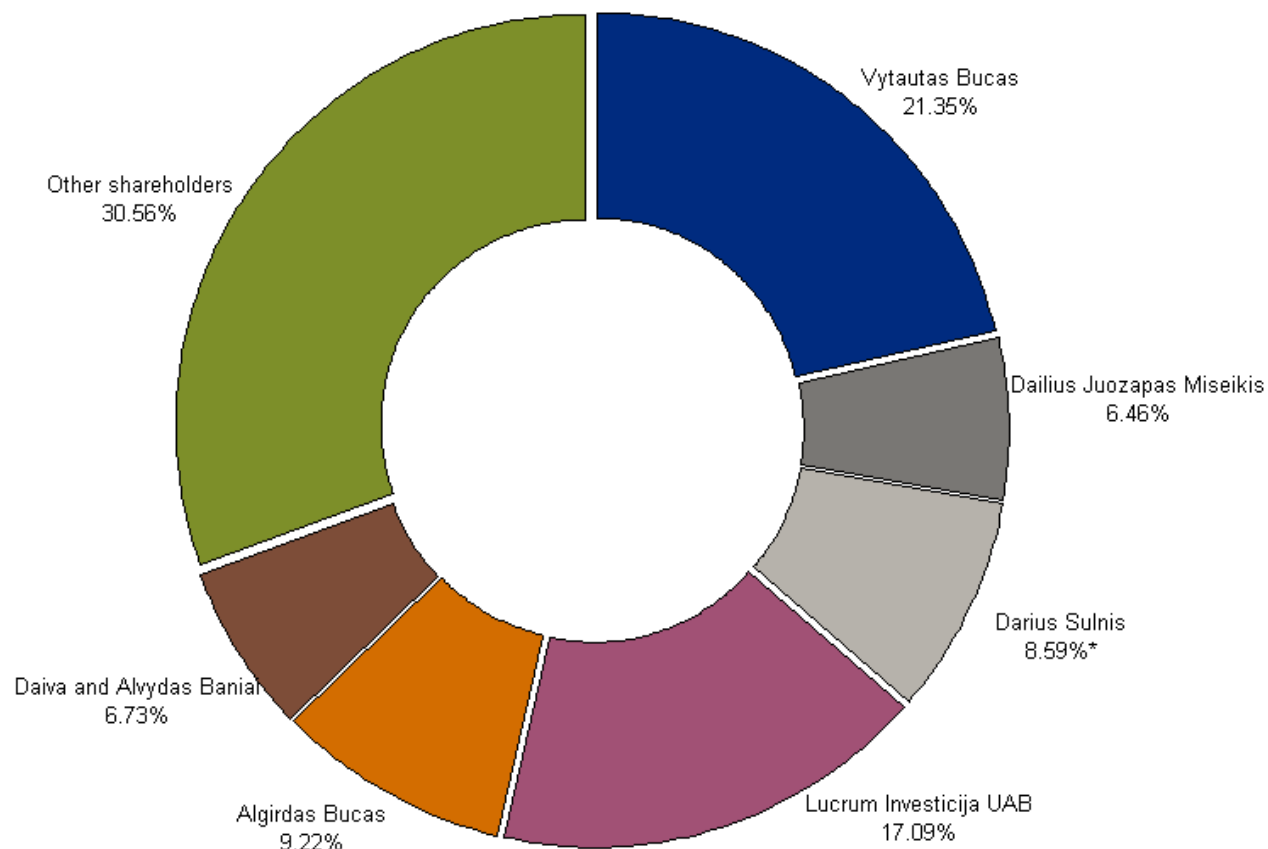


# Shares information

|                                           |                        |
|-------------------------------------------|------------------------|
| ISIN code                                 | LT0000102279           |
| Name                                      | IVL1L                  |
| Exchange                                  | Vilnius Stock Exchange |
| List                                      | Baltic Main List       |
| Listing date                              | 19.12.1995             |
| Share issue                               | 42,568,849 units       |
| Nominal value                             | 1 LTL                  |
| Total nominal value                       | 42,568,849 LTL         |
| Total voting rights granted by the shares | 42,568,849 units       |



# Shareholders structure (as of 31.03.2008)

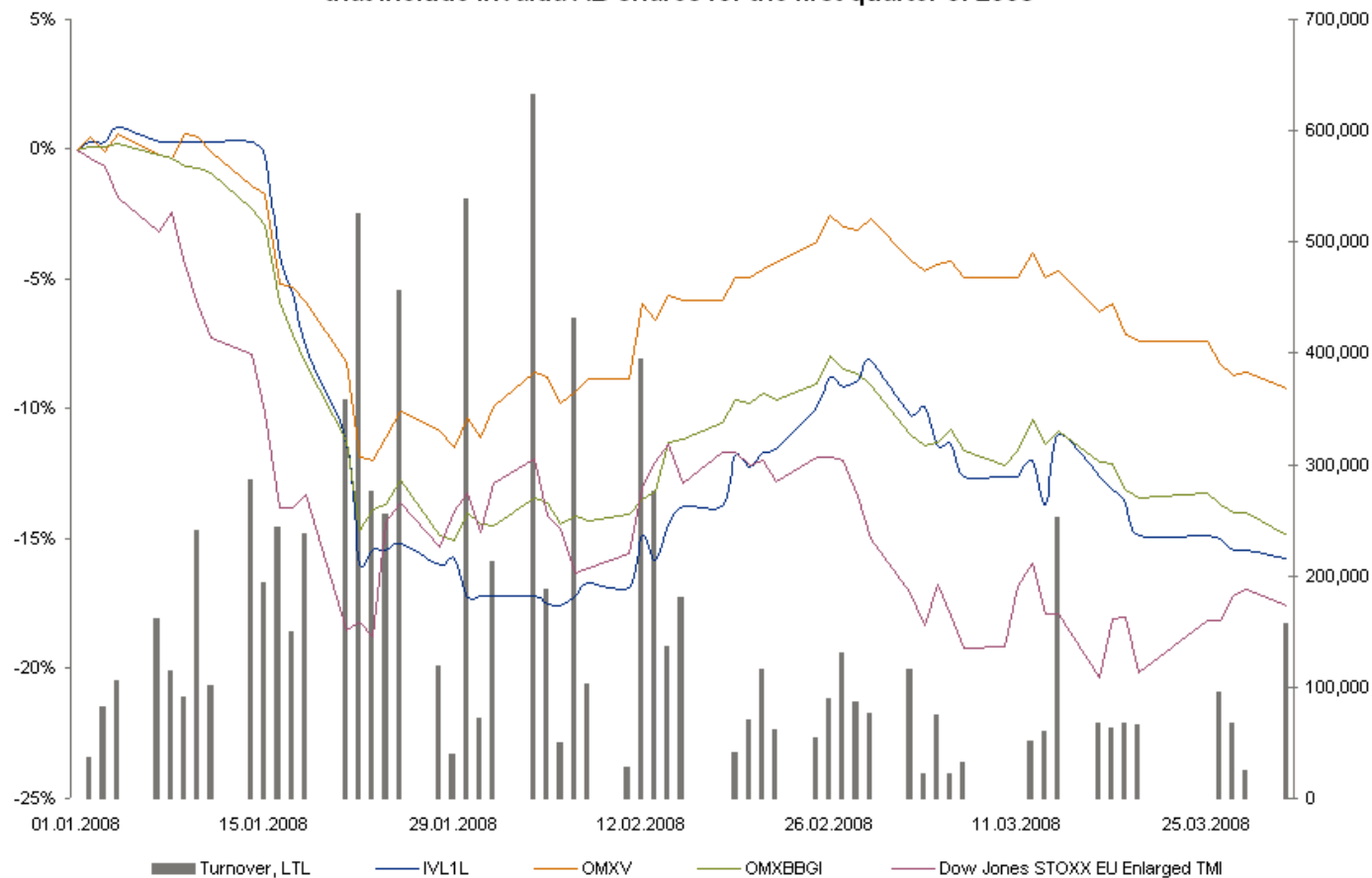


\*Additionally under repo agreement 413,224 (0.97 %) of Invalda AB shares are sold



# Trading in shares (1)

Turnover of shares, change of share price and indexes that include Invalda AB shares for the first quarter of 2008



# Trading in shares (2)

|                      | 1st Q 2008  | 1st Q 2007  |
|----------------------|-------------|-------------|
| Share price, LTL     |             |             |
| - open               | 17.15       | 12.40       |
| - high               | 17.34       | 14.05       |
| - low                | 14.00       | 12.00       |
| - last               | 14.45       | 12.75       |
| - average            | 15.05       | 13.27       |
| Turnover, units      | 616,706     | 1,551,078   |
| Turnover, LTL        | 9,284,477   | 20,587,158  |
| Capitalisation, LTL  | 615,119,868 | 573,856,794 |
| Traded volume, units | 1,833       | 2,964       |





# Governance (1)

## Structure:

- The General Meeting
- Collegial managing body – the Board (3 members)
- Single person managing body – the President

The Supervisory Board is not formed.

## The Board:

- Vytautas Bucas - chairman
- Dailius Juozapas Miseikis
- Darius Sulnis (president)



# Governance (2)

## Information about Board members participation in company's capital, as well as in activity and / or capital of other companies (more than 5% of shares held) as of 31.03.2008

- o **Vytautas Bucas** (*owned amount of Invalda AB shares – 9,086,325 (21.35%)*):  
 chairman of the Supervisory Board - Bankas Finasta AB; chairman of the Board - Vilniaus Baldai AB, Invalidos Nekilnojamojo Turto Fondas AB; member of the Board - FMI Finasta AB, Sanitas AB, Finasta Imoniu Finansai AB, Giriu Bizonas UAB, Kauno Tiltai AB.
- o **Dailius Juozapas Miseikis** (*owned amount of Invalda AB shares – 2,748,238 (6.46%)*):  
 member of the Supervisory Board - Bankas Finasta AB; member of the Board - FMI Finasta; Grigiskes AB (7.30% of shares).
- o **Darius Sulnis** (*owned amount of Invalda AB shares – 3,658,538 (8.59%), additionally 413,224 shares (0.97%) are sold under repurchase agreement*):  
 chairman of the Supervisory Board - SIA DOMMO (Latvia), SIA Burusala (Latvia), SIA AMMO (Latvia), SIA DOMMO GRUPA (Latvia); member of the Supervisory Board – Bankas Finasta AB; chairman of the Board – Sanitas AB, Finasta Imoniu Finansai; member of the Board – Vilniaus Baldai AB, Invalidos Nekilnojamojo Turto Fondas AB, Umega AB; Golfas UAB (31% of shares), Lucrum Investicija UAB (100 % of shares, voting rights are transferred).



# Disclaimer

- Presentation was prepared by Invalda AB. In preparation the following data was used:
  - company's and consolidated financial statements for 3 months of 2008 of Invalda AB.
  - 12.12.2007 confirmed and announced group sectors forecast;
  - because of Valmeda AB sale on 14.03.2008 corrected activity forecast of Invalda group for 2008.
  
- Making forecasts it was assumed that until 31.12.2008:
  - there won't be significant positive or negative changes in value of investment property;
  - there won't be significant changes in financial and real estate markets;
  - there won't be significant changes in the structure and owned investment property of the group or owned investment property.
  
- The reported data carries only informational character.
  
- Given information should not be considered as proposition on buying or selling shares of Invalda AB and / or its owned companies.
  
- Invalda AB does not carry responsibility of any third part decisions, made by referring to information given only in this presentation.





Thank you!